



Motorcaravans 1/2009

Technical Information



Dethleffs
A friend of the family

DETHLEFFS PLUS POINTS

Only a Dethleffs Motorhome has these advantages:

✔ Experience and quality

If you talk about experience, then look no further than Dethleffs. The company founder Arist Dethleffs invented the caravan in Germany in 1931. This equates to over 75 years of experience in the leisure industry, which can be found in the quality and the perfected and detailed solutions of each vehicle. Trust in over 350 competent Dethleffs partners all over Europe. Together with our partners we live a special philosophy: Dethleffs – A Friend of the Family. No wonder that Dethleffs are one of the leading manufacturers of leisure vehicles in Europe.

✔ Price/Performance

If you opt for a Dethleffs, you go for quality and specification for a fair and attractive price.

✔ At Dethleffs you will find your dream vehicle

No matter if you look for van conversions, Low Profiles, A Classes or Overcab bed models: with one of the most multifaceted ranges on the market Dethleffs offer the right layout for every demand.

✔ For the best relaxation

Sleeping comfort made by Dethleffs: most fixed beds come standard with high-quality cold foam mattresses. In combination with an excellent slatted frame with ergonomic wooden laths you will experience the perfect sleeping comfort.

✔ Cook like a chef

Just like at home: the Dethleffs gourmet kitchen centre provides an optimised room division. The split hob cover enables you to maximise your work space if not all burners are in use. Additional clever ideas: height adjustable locker shelves and large drawer units to accommodate all of your kitchenware and food-stuffs.

✔ Winter and weather resistance

Perfect insulation performance, an integral interior climate concept and special Winter Comfort Packages turn your Dethleffs Motorhome into a perfect winter domicile.

✔ Unique room climate due to 'AirPlus'

Due to the 'AirPlus' technology warm air can rise behind the winter boards and overhead lockers, this helps to prevent condensation and provides a healthy interior climate.

✔ What else you should know:

Dethleffs Motorhomes come standard with broad gauge chassis. Alongside a dynamic exterior optic, this enables considerably improved and safer, more stable driving characteristics.

The Dethleffs unique cab bonnet on A Class models reduces solar radiation and thus prevents an excessive generation of heat in the cab interior.

All A Class models come standard with pull-down beds, cab air conditioning, cab door and cab carpets.

For Summer Edition models these advantages only apply partly, please contact your Dethleffs dealer for further information.



Page

2 - 3 **Dethleffs Plus points / Index**
Legend / Layout key

4 - 9 **Globebus**
Travel around the world

10 - 17 **Advantage**
A clear advantage

18 - 23 **Fortero**
Home is where the heart is

24 - 27 **Esprit RT**
Low height - High specification

28 - 32 **Esprit**
Majestic on the move

33 **Storage space**

34 - 37 **Globeline**
Flagship with 'Star' qualities

38 - 39 **Globetrotter XL**
Elegant but strong

40 - 43 **Globetrotter XXL**
The ultimate in comfort, without compromise

44 - 46 **Summer Edition Van 09**
Wherever you go, the Summer goes too

47 **Winter Comfort Packages**
Dethleffs – Number 1 in Scandinavia

48 **General Information**

GLOBEBUS

ADVANTAGE

FORTERO

ESPRIT RT

ESPRIT

GLOBELINE

Globetrotter

Summer 09 EDITION

Legend

The following definitions will help you to understand the technical data.

4 (6)

4 = Standard number of belted seats
(6) = Maximum number of seats

Depending on the different models this max. number may only be reached by a chassis upgrade and/or by fitting further safety features (optional extra). The maximum authorised weight and the axle load must not be exceeded.

This applies to 2 point safety seatbelts as well as to 3 point inertia safety seatbelts.

► **Layout Key**

	Sleeping area
	Seating area
	Kitchen
	Bathroom
	Wardrobe

► **Optional extras**

Some optional extras cannot be fitted on several models. Please contact your Dethleffs dealer for advice as regards technical specification/installation and further optional extras. Packages are only available with a binding order of a new vehicle. All weight indications are approximate values. The fitting of optional extras will increase the vehicle's weight and reduce the maximum user payload.

Globebus - Standard specification (Low Profile / A Class)

► Chassis/Base vehicle

- Fiat Ducato X/250 with Common-Rail-Turbo diesel technology and Multijet direct injection
- Front wheel drive
- ABS/EBD/ASR
- Driver airbag (Low Profile)
- Cruise control (A Class) *
- Interruption of fuel supply and retraction of steering column (in case of an accident)
- Disc brakes
- Rear and front axle stabiliser
- Wider tyres, chassis with stronger suspension springs, anti theft device and revolution counter
- Electric windows (A Class only in conjunction with cab door)
- A Class: electric and heated mirrors
- Central locking for cab (Low Profile)
- Colour co-ordinated front bumpers (Low Profile)
- Break-down kit
- A Class: cab blinds (only windscreen blind) *
- Radio pre-wiring including speakers *

► Construction

- Insulation with expanded polystyrene (EPS)
- 41 mm floor thickness, 34 mm wall and roof thickness
- Side walls in white smooth aluminium standard *; exterior colours available for an extra charge
- Rear in smooth aluminium
- Plastic skirts and bumper always white
- Rear garage standard (where possible) *
- Luxury rear skirt incorporating clear glass light clusters
- Electric entrance step
- Entrance door with interior trim, useful storage compartments and bin
- Flyscreen door *
- Low Profile: cutaway cab standard
- Opening windows with flyscreen and blinds
- Luxury clear glass roof lights (Mini Heki) *
- Awning light *

► On-board technology/Installations

- Full UK specification including: UK gas, UK electrics
- Gas locker for up to 2 x 11 kg bottles
- Powerful AGM leisure battery, 95 AH
- Starter and leisure battery with automatic switch-over (also for fridge)
- Electrical charger for both starter and leisure battery 12V/18A
- CEE 230V external socket with safety device
- Webasto Diesel heating Dual Top RHA-100 with integrated 11 l boiler
- Submerged water pump
- Warm water system with mixer tap
- On-board control panel with analogue display
- LED wardrobe lighting
- Smoke alarm *

► Kitchen

- 3-burner hob, sink and drainer in stainless steel with split cover
- Fridge with freezer compartment and convex door
- Halogen spots
- Oven with grill *

► Bathroom

- Vario bathroom with pivoting shower wall, plastic furniture and swivel cassette toilet (not for Globebus 2).
- Shower base
- Height adjustable shower head
- Towel rail and/or chromed hooks
- Halogen spots

► Living area

- Furniture finished in sturdy plywood, locker doors partly in high-quality MDF (medium density fibreboard)
- Fixed beds and pull-down beds with wooden bed laths and cold foam mattresses.
- Single beds with lift-up heading section
- Extendable bed laths and bedbase (Globebus 4)
- AirPlus ventilation system - for an optimised ventilation of the interior to reduce condensation
- Flat screen TV compartment with extendable bracket *
- Swivel cab seats, colour co-ordinated same as living area *
- Pilote seats including seat belts (A Class)
- Additional cushion for cab seat to make up front bed (Low Profile) *
- Cab carpets *
- Removable loose fitting carpets *

► Furnishing choices

- Standard: furniture finished in Tessin apple wood with soft furnishing **Atlanta, Delphi, Texas, Canterbury or Westminster**
- Optional: furniture finished in Vienna pear wood with soft furnishing **Bellefleur, Montana, Texas, Canterbury or Westminster**

By choosing the optional furniture colour there are also changes in the optic of PVC floor and work surface.

► Additional standard specification GLOBEBUS A Class

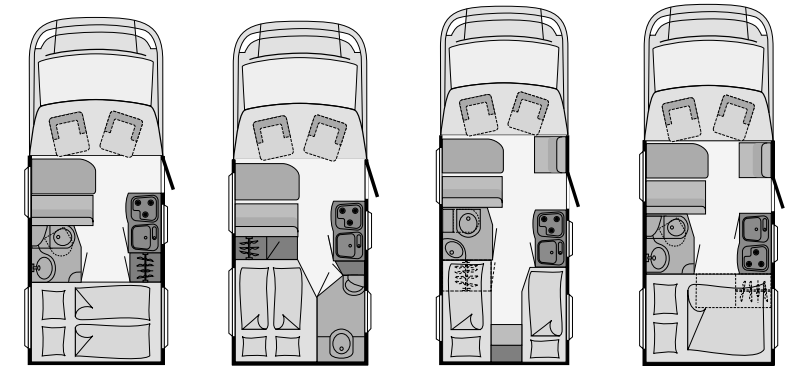
- Pull-down bed
- Cab airconditioning
- Cab carpet
- Cab entrance door N/S (O/S optional)

* Standard UK specification which is above Standard European specification

The Dethleffs world of colours



You can choose from several different exterior colour options. You will find the different possibilities on the charts on the following pages. A detailed overview of the different colours can be found in the Motorhome Brochure.



GLOBEBUS Low Profile

Typ / Model	Globebus T 1	Globebus T 2	Globebus T 4	Globebus T 11
-------------	--------------	--------------	--------------	---------------

Technical data

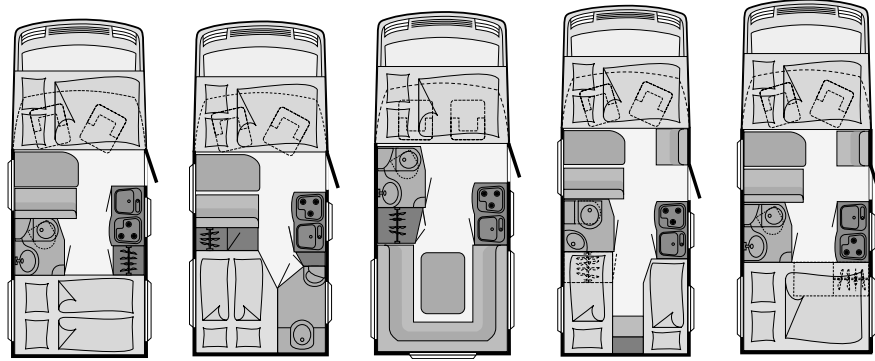
Length / width / height	cm	598/215/262	598/215/262	673/215/262	628/215/262
Internal height	cm	190	190	190	190
Towing weight 12% / without brakes	kg	2000/750	2000/750	2000/750	2000/750
Tyres		215/70R 15C	215/70R 15C	215/70R 15C	215/70R 15C
Wheel base	cm	345	345	380	345
Beds Overcab / Pull-down bed	cm	-	-	-	-
Middle	cm	160x90/75*	160x90/75*	160x90/75*	160x90/75*
Bench	cm	-	-	-	-
Alternative	cm	-	-	200/135/195x195	-
Rear	cm	195x125/120	195x130/96	200x80 / 195x67	195x148
Standard engine		2,2 JTD	2,2 JTD	2,2 JTD	2,2 JTD
kW (BHP)		74 (100)	74 (100)	74 (100)	74 (100)
Chassis		Fiat low frame	Fiat low frame	Fiat low frame	Fiat low frame
Mass in running order MIRO (approx.)	kg	2830	2830	2970	2930
Maximum user payload (approx.)	kg	665	665	525	565
Maximum authorised weight (approx.)	kg	3495	3495	3495	3495

Designated passenger seats		4	4	4	4
3 point inertia safety seatbelts		4	4	4	4
Heating		Webasto Dual Top	Webasto Dual Top	Webasto Dual Top	Webasto Dual Top
Fridge / freezer compartment	l	92/9,5	92/9,5	92/9,5	92/9,5
Water / waste water tank capacities	l	115/90	115/90	115/90	115/90
Storage space		C 2 ●	B 2 ●	D 2 ●	C 2 ●
Swivel driver seat		●	●	●	●
Swivel passenger seat		●	●	●	●
Battery / Charger	Ah/A	95/18	95/18	95/18	95/18
Power outlets	230 V / 12 V	3/2	3/2	3/2	3/2

► **Specification:** ● Standard ○ Option - Not possible

* not in conjunction with Travel Lounge

GLOBEBUS A Class



Typ / Model **Globebus I 1** **Globebus I 2** **Globebus I 3** **Globebus I 4** **Globebus I 11**

Technical data

Length / width / height	cm	600/215/262	600/215/262	600/215/262	675/215/262	630/215/262
Internal height	cm	190	190	190	190	190
Towing weight 12% / without brakes	kg	2000/750	2000/750	2000/750	2000/750	2000/750
Tyres		215/70R 15C	215/70R 15C	215/70R 15C	215/70R 15C	215/70R 15C
Wheel base	cm	345	345	345	380	345
Beds Overcab / Pull-down bed	cm	190x140	190x140	190x140	190x140	190x140
Middle	cm	-	-	-	-	-
Bench	cm	-	-	-	-	-
Alternative	cm	-	-	-	200/135/195x195	-
Rear	cm	195x125/120	195x130/96	195x172	200x80 / 195x67	195x148
Standard engine		2,2 JTD	2,2 JTD	2,2 JTD	2,2 JTD	2,2 JTD
kW (BHP)		74 (100)	74 (100)	74 (100)	74 (100)	74 (100)
Chassis		Fiat low frame	Fiat low frame	Fiat low frame	Fiat low frame	Fiat low frame
Mass in running order MIRO (approx.)	kg	2995	2995	2985	3150	3110
Maximum user payload (approx.)	kg	500	500	510	345	385
Maximum authorised weight (approx.)	kg	3495	3495	3495	3495	3495

Designated passenger seats		4	4	2	4	4
3 point inertia safety seatbelts		4	4	2	4	4
Heating		Webasto Dual Top	Webasto Dual Top	Webasto Dual Top	Webasto Dual Top	Webasto Dual Top
Fridge / freezer compartment	l	92/9,5	92/9,5	92/9,5	92/9,5	92/9,5
Water / waste water tank capacities	l	115/90	115/90	106/90	115/90	115/90
Storage space		C 2 ●	B 2 ●	G 2 ●	D 2 ●	C 2 ●
Swivel driver seat		●	●	●	●	●
Swivel passenger seat		●	●	●	●	●
Battery / Charger	Ah/A	95/18	95/18	95/18	95/18	95/18
Power outlets	230 V / 12 V	3/2	3/2	3/2	3/2	3/2

► **Specification:** ● Standard ○ Option - Not possible

Globebus Luxus Package

	Low Profile	A Class
► Flush fitting windows Polyvision including frame	✓	✓
► Indirect illumination	✓	✓
► Wooden effect cab dash kit	✓	✓
► Luxury on-board control panel in yacht design	✓	✓
► High level rear moulding including roof rack	✓	✓
► Corner steadies rear	✓	✓
► Insulated waste water tank	✓	✓
► Illuminated kitchen plinth	✓	✓
► Round arch entrance door	✓	✓
► Round edging	✓	●
► Cab blinds Remis	✓	●*
► Extractor fan	✓	✓
► Heki III	✓	✓
► Cab entrance steps	✓	-
► Side marker light Luxus	✓	-
► Fabric covered wardrobe	✓	-

* only front blinds

Shadow Package

only available in conjunction with Luxus Package	Low Profile
► Furniture finished in Vienna pear wood	✓
► Roof rack in black	✓
► Chromed alloy wheels 15"	✓
► Conversion in titan silver metallic	✓
► Fiat cab in black metallic	✓
► Cab air Comfort Pack (air-conditioning, heated and electric mirrors, cruise control)	✓
► Passenger airbag	✓
► Engine upgrade 2,3 JTD (96 kW/130 BHP)	✓

The Dethleffs world of colours

For the Globebus range you can choose from the following colour combinations (some for an extra charge).



GLOBEBUS Low Profile						
Chassis	Conversion	white	agate grey	titan silver	polar blue	azure
white	Code	●/5713	○/5712	○/5712	○/5705	○/5704
tizian red	Code		○/5711	○/5707		
imperial blue	Code		○/5710	○/5706		

GLOBEBUS A Class

Colour	white	titan silver	polar blue	azure
Code	● / 1999	○ / 511	○ / 512	○ / 1997

Please note that the roof as well as all skirts and other mounted parts will remain white. Conversion design partly with varnished graphics.

Globebus - Optional Extras

	add. weight (kg)	Code	Globebus T	Globebus I
■ Chassis				
Fiat Ducato MultiJet 130 light (2,3 l/130 BHP)	15		○	○
Fiat Ducato MultiJet 160 light (3,0 l/157 BHP)	40		○	○
Fiat Ducato MultiJet 130 Maxi (2,3 l/130 BHP) only Globebus I 4	90		-	○
Fiat Ducato MultiJet 160 Maxi (3,0 l/157 BHP) only Globebus I 4	115		-	○
Airbag driver and passenger side (A Class)	5	008/013	-	○
Airbag passenger side (Fiat Ducato cab)	2	013	○	-
Alloy wheels, silver or mat, 15" or 16" depending on layout	-	div.	○	○
Automatic gearbox Fiat (depending on chassis), ask your dealer for further information!	*	011	○	○
Cruise control	2	012	○	●
Fiat Comfort Pack (autom. cab aircon, electric and heated mirrors, cruise control)	40	5689	○	-
Fiat particulate filter (not in conjunction with automatic gearbox)	*		○	○
Increased front suspension spring for Fiat	*	1889	-	○
Motorbike rack (cannot be used in conjunction with tow bar, partly only available with weight increase)	40	274	○	○
Tow bar	35	273	○	○
Weight downgrade 3500 kg Fiat (Ducato 'Maxi') Globebus I 4	-	496	-	○
Weight upgrade 3850 kg Fiat (Ducato 'Light') (might change towing weight)	-	808	○	○
Weight upgrade 4000 kg Fiat (Ducato 'Maxi') Globebus I 4 (might change towing weight)	*		-	○
Wooden effect for cab dash kit	-	806	○	○
■ Exterior				
Additional garage door N/S, (size and price depending on layout!)	*		○	○
Alternative front graphics 'Ralley' (A Class)	-	1894	-	○
Awning Omnistor, length betw. 3 and 4,5 m, depending on layout	21-32	div.	○	○
Cycle rack for 3 cycles (rear)	8,7	938	○	○
Cycle rack for 4 cycles (rear)	10,2	815	○	○
Fridge vent covers	1	282	○	○
Heki III roof light without plinth	20	849	○	○
Insulation mats exterior (only front and side windows)	1	934	○	○
Insulation mats exterior (reaching floor)	2	427	○	○
Midi Heki above pull-down bed	10	246	-	○
Rear corner steadies (2 pieces)	6	390	○	○
Roof rack and ladder in aluminium	17	852	○	○
Roof rack and ladder in chassis colour, incl.high rear moulding	17	418 / 852	○	○
Sunroof for Low Profile Cab bonnet (opening)	17	243	○	-
■ Interior				
3mesh mattress for double bed	-	1949	○	○
3mesh mattress for single beds (2 pieces)	-	1947/1948	○	○
Cab blinds Remis for Fiat cab	2,5	434	○	●
Cab door (O/S)	17	1982	-	○
Seats: Pilote seats, colour co-ordinated	20	747	○	●
Storage compartment in floor (depending on layout)	*	1985	○	○
Travel Lounge (depending on layout) Please note: cannot be used as bed!	*	241	○	○
■ Layouts & Furniture				
Furniture instead of pull-down bed	-	679	-	○
Lowered bed (Globebus T/I 1)	*	510	○	○
Vienna pearwood (different vinyl flooring, work and table surface, standard fabrics)	-	248	○	○
Wardrobe instead of bench seat (Globebus T/I 4 and 11)	*	271	○	○

Globebus - Optional Extras (Continuation)

	add. weight (kg)	Code	Globebus T	Globebus I
■ Installations				
Additional leisure battery 95 Ah	25	830	○	○
Air conditioning - Dometic 230 V Blizzard	32	609	○	○
BBQ socket - 30 mbar	1	878	○	○
Crash sensor for gas system	1	1902	○	○
External shower (cold water)	1	793	○	○
Heating: Additional cab heating Webasto	7	517	○	○
Heating: Heat exchanger Sirocco Arizona 400 (not for Globebus I 3)	3	472	○	○
Heating: Truma Combi 6 with 10 l boiler	-	995	○	○
Heating: 230 V heating element for Truma Combi	2	995+330	○	○
Kitchen plinth with halogen spot lights	2	607	○	○
On-board control panel - Luxus	0,5	1860	○	○
Pressure water pump	-	736	○	○
Solar System (2 moduls, 1 controler)	15	922	○	○
Switch for water pump	1	397	○	○
Switch over system Duo Control	1	1903	○	○
Underfloor heating electrical	9	763	○	○
Waste water tank - insulated	2	665	○	○
■ Kitchen				
Extractor fan Dometic	2	344	○	○
■ Multimedia systems				
DVD tuner incl. radio+CD (JVC) (only in conjunction with radio pre-wiring)	2	503	○	○
Flat screen TV 19"	6	1896	○	○
Sat system Kathrein CAP 600	22	1811	○	○
Parabolic sat system Teleco Flatsat Digital 65	19	1814	○	○
Parabolic sat system Teleco Flatsat Digital 65 Twin	15	1813	○	○
Parabolic sat system Teleco Flatsat Easy 65	20	1812	○	○
Navigation system Pioneer AVIC-F900BT	4	1822	○	○
Navigation: pre-wiring (Navigation to TV locker)	5	1945	○	○
RDS/CD 'Blaupunkt Madrid MP 48' (only in conjunction with radio pre-wiring)	2	1824	○	○
Reversing camera Waeco CAM27N to navigation system	5	1820	○	○
Reversing camera Waeco CAM27N with M71L colour monitor	5	1821	○	○
Reversing camera Waeco CAM33C1 double camera with shutter & M71L colour monitor	5	1819	○	○
Reversing camera Waeco CAM33C1 double camera with shutter to navigation system	5	1818	○	○
Reversing camera: prewiring for above mentioned reversing cameras	3	277	○	○
■ Miscellaneous				
Decor pack 'Kissenschlacht' matching upholstery	1	584	○	○
Fire extinguisher 6 kg	8	1878	○	○
Winter comfort pack TRUMA	50	5729	○	○
Winter comfort pack LUXUS (only in conjunction with TRUMA pack)	75	5790	○	○
Warning triangle and First Aid kit	2	913	○	○

► **Specification:** ● Standard ○ Option - Not possible

Please read notes on page 3!

* Weight was not available at copy deadline.

Advantage – Standard specification (Low Profile/A Class/Overcab/Overcab Double floor)

► Chassis/Base vehicle

- Fiat Ducato X/250 with Common-Rail-Turbo diesel technology and Multijet direct injection
- Front wheel drive
- ABS/EBD/ASR
- Driver airbag (except A Class models)
- Interruption of fuel supply and retraction of steering column (in case of an accident)
- Disc brakes, rear and front axle stabiliser
- Broad gauge chassis rear axle
- Wider tyres, chassis with stronger suspension springs, anti theft device and revolution counter
- Cab airconditioning *
- Cruise control *
- Central locking cab (not for A Class)
- Electric windows (A Class only in conjunction with cab door)
- A Class: electric and heated mirrors
- Electric mirrors *
- A Class: N/S cab door standard, O/S door optional
- Cab blinds (A Class) *
- Radio pre-wiring including speakers *
- Painted front bumper (not for A Class)
- Rear corner steadies *
- Safety pack with two additional seat belts against driving direction (where possible) *
- Break-down kit

► Construction

- Insulation with expanded polystyrene (EPS)
- 41 mm floor thickness, 34 mm wall and roof thickness
- Side walls in white smooth aluminium standard *; exterior colours available for an extra charge
- Rear in smooth aluminium
- Plastic skirts and bumper always white
- Rear garage (where possible) *
- Luxury clear glass roof lights (Mini Heki) *
- Heki III (where possible) *
- Opening windows with fly screen and blinds
- Luxury clear glass roof lights (Mini Heki) *
- Luton window O/S standard, N/S optional
- Entrance door with interior trim, useful storage compartments and bin (except A 5831)
- Flyscreen door *
- Awning light *
- Coupé entrance insulated (except A 5831)
- Electric entrance step (Overcab models) *
- Cutaway cab Low Profile
- A Class with storage compartments in cab
- Lift-up luton (A double floor and A7071)
- Double floor height: 40 cm (A double floor)

► On-board technology/Installations

- Full UK specification including: UK gas, UK electrics
- Gas locker for up to 2 x 11 kg bottles
- Powerful AGM leisure battery, 95AH
- Starter and leisure battery with automatic switch-over (also for fridge)
- Electrical charger for both starter and leisure battery 12V/18A
- CEE 230 V external socket with safety device
- Submerged water pump
- Warm water system with mixer tap
- High-performance Truma Combi heater with integrated 10l boiler and 230 V heating element *
- Multi-functional on-board control panel
- Smoke alarm *

► Kitchen

- Gourmet kitchen centre with 3-split glass lid over sink and 3 burner hob for an optimised utilisation of work surface and hobs, as well as permanent access to sink
- Sink and hob in stainless steel
- Spacious drawers on smooth steel runners

► Kitchen (Continuation)

- Height adjustable locker shelves in some kitchen units
- Kitchen plinth with lighting *
- Extractor fan *
- Oven with grill *
- Large fridge with freezer compartment

► Bathroom

- Cabinets, storage compartments, hooks, big mirrors, flush fitting halogen spotlights and height adjustable shower head in all bathrooms
- Swivel cassette toilet or fixed toilet, both with electronic flush (depending on layout)
- On Low Profiles and A Class models with lengthwise bathroom two bathroom layouts are available: fixed toilet in the back or swivel centric toilet with separate shower. Pictures can be found in catalogue, page 75.
- Different concepts depending on model e.g. with separate shower compartment, pivoting wall (Vario bathroom) or sliding wash basin stands. Mainly the bathrooms feature water-proof plastic side walls.

► Living area

- Furniture finished in sturdy plywood, locker doors partly in high-quality MDF (medium density fibreboard)
- Fixed beds with wooden bed laths and cold foam mattresses (except bunk beds)
- Single beds with lift-up heading section
- Children's beds and overcab or pulldown beds with access ladder and security net against falling out
- Carrying capacity for bunk beds - up to 100 kg
- AirPlus ventilation system - for an optimised ventilation of the interior to reduce condensation
- Folding seat base extensions with additional storage space
- Flat screen TV compartment with extendable bracket *
- Magazine holder with rubber bands and knobs (depending on layout)
- Colour co-ordinated cab upholstery same as living area*
- Swivel Pilote seats including seat belts (A Class)
- Additional cushion for cab seat to make up front bed on bar lounges (not for A Class) *
- Cab carpets *
- Removable loose fitting carpets *

► Furnishing choices

Standard: furniture finished in Tessin apple wood with soft furnishing **Atlanta, Delphi, Texas, Canterbury, Westminster or Windsor**
 Optional: furniture finished in Vienna pear wood with soft furnishing **Bellefleur, Montana, Texas, Canterbury, Westminster or Windsor**
 By choosing the optional furniture there are also changes in the optic of PVC floor and work surface.

► Additional standard specification ADVANTAGE A Class

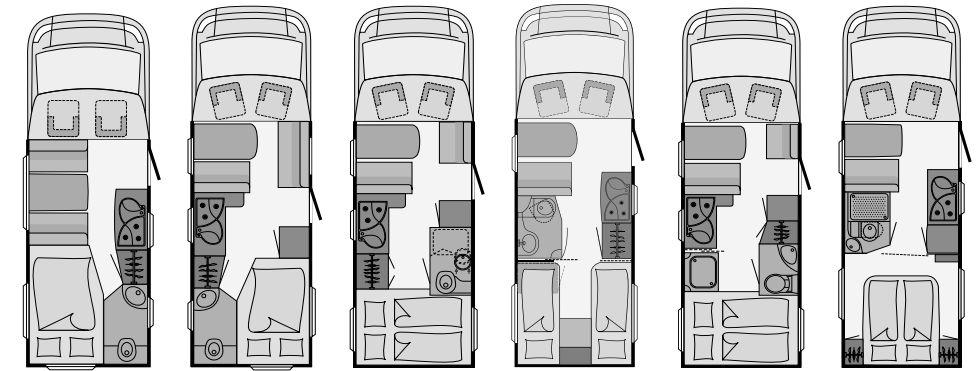
- Pull-down bed
- Cab airconditioning
- Cab carpet
- Cab entrance door N/S (O/S optional)

* Standard UK specification which is above Standard European specification

The Dethleffs world of colours



You can choose from several different exterior colour options. You will find the different possibilities on the charts on the following pages. A detailed overview of the different colours can be found in the Motorhome Brochure.



ADVANTAGE Low Profile

Typ / Model	T 5841**	T 6501 B	T 6571 B	T 6611	T 6871	T 6951
-------------	----------	----------	----------	--------	--------	--------

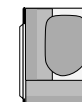
Technical data

Length / width / height	cm	638/233/267	698/233/267	713/233/267	698/233/267	733/233/267	733/233/267
Internal height	cm	195	195	195	195	195	195
Towing weight 12% / without brakes	kg	2000/750	2000/750	2000/750	2000/750	2000/750	2000/750
Tyres		215/70R 15C	215/70R 15C	215/70R 15C	215/70R 15C	215/70R 15C	215/70R 15C
Wheel base	cm	380	380	380	380	404	404
Beds Overcab / Pull-down bed	cm	-	-	-	-	-	-
Middle	cm	175x102	211x125/107*	180x105/80*	180x105/80*	180x105/80*	170x105/80*
Bench	cm	-	-	-	-	-	-
Alternative	cm	-	-	-	200/176/200x210	-	-
Rear	cm	200x136/102	200x136/102	210x135/120	200x81 / 200x70	210x135/120	200x150
Standard engine		2,3 JTD	2,3 JTD	2,3 JTD	2,3 JTD	2,3 JTD	2,3 JTD
kW (BHP)		96 (130)	96 (130)	96 (130)	96 (130)	96 (130)	96 (130)
Chassis		Fiat low frame	Fiat low frame	Fiat low frame	Fiat low frame	Fiat low frame	Fiat low frame
Mass in running order MIRO (approx.)	kg	2965	3115	3145	3125	3195	3195
Maximum user payload (approx.)	kg	530	380	350	370	300	300
Maximum authorised weight (approx.)	kg	3495	3495	3495	3495	3495	3495

Designated passenger seats		4 (6)	4	4	4	4	4
3 point inertia safety seatbelts		4 (6)	4	4	4	4	4
Heating		Combi 6	Combi 6	Combi 6	Combi 6	Combi 6	Combi 6
Fridge / freezer compartment	l	104/10,5	175/31	175/31	104/10,5	175/31	175/31
Water / waste water tank capacities	l	125/90	125/90	125/90	125/90	125/90	125/90
Storage space		B 2 ●	B 2 ●	C 2 ●	D 2 ●	C 2 ●	F 2 ●
Swivel driver seat		-	●	●	●	●	●
Swivel passenger seat		○	●	●	●	●	●
Battery / Charger	Ah/A	95/18	95/18	95/18	95/18	95/18	95/18
Power outlets	230 V / 12 V	3/2	3/2	3/2	3/2	3/2	3/2

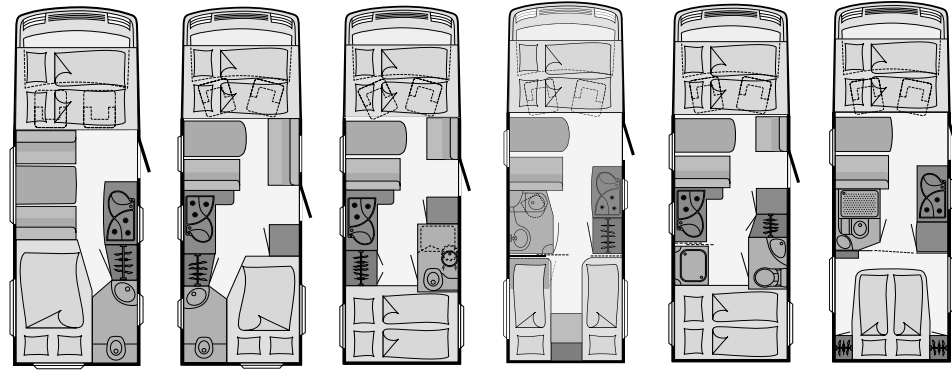
► **Specification:** ● Standard ○ Option - Not possible

* not in conjunction with Travel Lounge



** For the T 5841 we offer the alternative L shape lounge. Please note that this can no longer be used as bed.

ADVANTAGE A Class



Typ / Model	I 5841**	I 6501 B	I 6571 B	I 6611	I 6871	I 6951
-------------	----------	----------	----------	--------	--------	--------

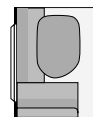
Technical data

Length / width / height	cm	640/233/267	700/233/267	715/233/267	700/233/267	735/233/267	735/233/267
Internal height	cm	195	195	195	195	195	195
Towing weight 12% / without brakes	kg	2000/750	1900/750	1900/750	1900/750	1900/750	1900/750
Tyres		215/70R 15C	215/70R 15C	215/70R 15C	215/70R 15C	215/70R 15C	215/70R 15C
Wheel base	cm	380	380	380	380	404	404
Beds Overcab / Pull-down bed	cm	200x140	200x140	200x140	200x140	200x140	200x140
Middle	cm	175x102	211x125/107	-	-	-	-
Bench	cm	-	-	-	-	-	-
Alternative	cm	-	-	-	200/176/200x210	-	-
Rear	cm	200x136/102	200x136/102	210x135/120	200x81 / 200x70	210x135/120	200x150
Standard engine		2,3 JTD	2,3 JTD	2,3 JTD	2,3 JTD	2,3 JTD	2,3 JTD
kW (BHP)		96 (130)	96 (130)	96 (130)	96 (130)	96 (130)	96 (130)
Chassis		Fiat low frame	Fiat low frame	Fiat low frame	Fiat low frame	Fiat low frame	Fiat low frame
Mass in running order MIRO (approx.)	kg	3140	3335	3300	3265	3365	3365
Maximum user payload (approx.)	kg	355	515	550	585	485	485
Maximum authorised weight (approx.)	kg	3495	3850	3850	3850	3850	3850

Designated passenger seats		4 (6)	4	4	4	4	4
3 point inertia safety seatbelts		4 (6)	4	4	4	4	4
Heating		Combi 6	Combi 6	Combi 6	Combi 6	Combi 6	Combi 6
Fridge / freezer compartment	l	104/10,5	175/31	175/31	104/10,5	175/31	175/31
Water / waste water tank capacities	l	125/90	125/90	125/90	125/90	125/90	125/90
Storage space		B 2 ●	B 2 ●	C 2 ●	D 2 ●	C 2 ●	F 2 ●
Swivel driver seat		-	●	●	●	●	●
Swivel passenger seat		○	●	●	●	●	●
Battery / Charger	Ah/A	95/18	95/18	95/18	95/18	95/18	95/18
Power outlets	230 V / 12 V	3/2	3/2	3/2	3/2	3/2	3/2

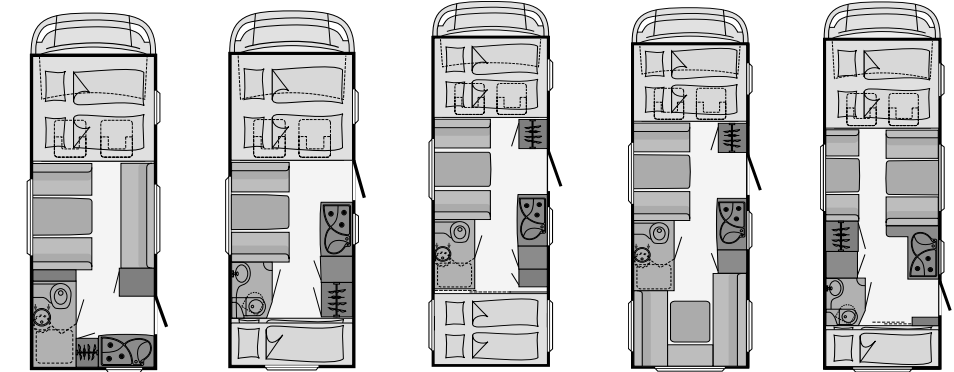
► **Specification:** ● Standard ○ Option - Not possible

* can be downplated to 3.500kg, but then less permitted passengers



** For the I 5841 we offer the alternative L shape lounge.
Please note that this can no longer be used as bed.

ADVANTAGE Overcab



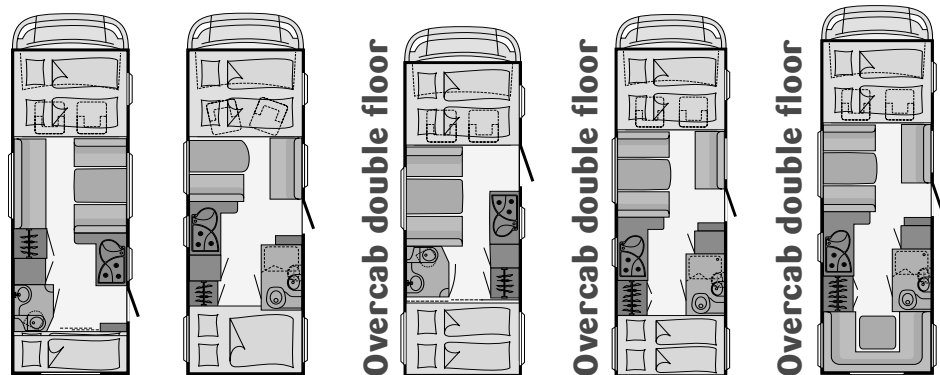
Typ / Model	A 5831	A 5881 HG	A 6971 DB	A 6971 SG	A 6981
-------------	--------	-----------	-----------	-----------	--------

Technical data

Length / width / height	cm	598/233/315	643/233/315	733/233/315	733/233/315	733/233/315
Internal height	cm	200	200	200	200	200
Towing weight 12% / without brakes	kg	1900/750	1900/750	1850/750	1850/750	1850/750
Tyres		215/70R 15C	215/70R 15C	225/75R 16C	225/75R 16C	225/75R 16C
Wheel base	cm	300	345	404	404	404
Beds Overcab / Pull-down bed	cm	211x147	211x147	211x147	211x147	211x147
Middle	cm	175x132	195x132	185x132	185x129	185x132
Bench	cm	160x80	-	-	-	-
Alternative	cm	211x160	-	-	-	-
Rear	cm	-	210x85 / 200x82	211x145/140	211x145/140	210x85 / 205x82
Standard engine		2,3 JTD	2,3 JTD	Maxi 2,3 JTD	Maxi 2,3 JTD	Maxi 2,3 JTD
kW (BHP)		96 (130)	96 (130)	96 (130)	96 (130)	96 (130)
Chassis		Fiat	Fiat	Fiat	Fiat	Fiat
Mass in running order MIRO (approx.)	kg	3190	3230	3430	3430	3430
Maximum user payload (approx.)	kg	660	620	570	570	570
Maximum authorised weight (approx.)	kg	3850	3850	4000*	4000*	4000*

Designated passenger seats		6	6	6	6	6
3 point inertia safety seatbelts		6	6	6	6	6
Heating		Combi 6	Combi 6	Combi 6	Combi 6	Combi 6
Fridge / freezer compartment	l	104/10,5	175/31	175/31	175/31	175/31
Water / waste water tank capacities	l	107/90	107/90	125/90	125/90	120/90
Storage space		A ●	E 2 ●	C 2 ●	G 2 ●	E 2 ●
Swivel driver seat		-	-	-	-	-
Swivel passenger seat		○	○	○	○	○
Battery / Charger	Ah/A	95/18	95/18	95/18	95/18	95/18
Power outlets	230 V / 12 V	4/2	3/2	3/2	3/2	3/2

ADVANTAGE Overcab



Typ / Model	A 6981 LB	A 7071	A 6771-2	A 7871-2	A 7871-2 SG
-------------	-----------	--------	----------	----------	-------------

Technical data

Length / width / height	cm	733/233/315	733/233/315	713/233/325	838/233/325	838/233/315
Internal height	cm	200	200	209	209	209
Towing weight 12% / without brakes	kg	1850/750	1850/750	1850/750	1000/750	1000/750
Tyres		225/75R 16C	225/75R 16C	225/75R 16C	225/75R 16C	225/75R 16C
Wheel base	cm	404	404	380	405/80	405/80
Beds Overcab / Pull-down bed	cm	211x147	211x147	211x147	211x147	211x147
Middle	cm	185x132	211x120/112	182x132	192x132	192x132
Bench	cm	180x80	-	-	-	-
Alternative	cm	211x180	-	-	-	-
Rear	cm	210x85 / 205x82	211x144/130	211x155	211x150	211x151
Standard engine		Maxi 2,3 JTD	Maxi 2,3 JTD	Maxi 2,3 JTD	Maxi 2,3 JTD	Maxi 2,3 JTD
kW (BHP)		96 (130)	96 (130)	96 (130)	96 (130)	96 (130)
Chassis		Fiat	Fiat	Fiat low frame	AL-KO	AL-KO
Mass in running order MIRO (approx.)	kg	3430	3430	3550	4230	4230
Maximum user payload (approx.)	kg	570	570	450	770	770
Maximum authorised weight (approx.)	kg	4000*	4000*	4000	5000	5000

Designated passenger seats		6	4 (5)	6	6	6
3 point inertia safety seatbelts		6	4	6	6	6
Heating		Combi 6	Combi 6	Combi 6	Combi 6	Combi 6
Fridge / freezer compartment	l	175/31	175/31	175/31	175/31	175/31
Water / waste water tank capacities	l	120/90	125/90	147/137	147/137	147/137
Storage space		E 2 ●	C 2 ●	C 2 ●	C 2 ●	G 2 ●
Swivel driver seat		○	●	-	-	●
Swivel passenger seat		-	●	-	-	●
Battery / Charger	Ah/A	95/18	95/18	95/18	95/18	95/18
Power outlets	230 V / 12 V	3/2	3/2	3/2	3/2	3/2

► **Specification:** ● Standard ○ Option - Not possible

* can be downplated to 3500kg, but then less permitted passenger seats

Advantage Luxus Package

	Low Profile	A Class	Overcab
► Flush fitting windows Polyvision including frame	✓	✓	✓
► Indirect illumination	✓	✓	✓
► Wooden effect cab dash kit	✓	✓	✓
► Luxury on-board control panel in yacht design	✓	✓	✓
► High level rear moulding including roof rack	✓	✓	✓
► Insulated waste water tank	✓	✓	✓
► Round arch entrance door	✓	✓	✓
► Round edging	✓	●	✓
► Cab blinds Remis	✓	●	✓
► Cab entrance steps	✓	-	✓
► Side marker light Luxus	✓	-	✓
► Fabric covered wardrobe	✓	-	✓
► Styling elements for Overcab models	-	-	✓

Shadow Package

only available in conjunction with Luxus Package	Low Profile
► Furniture finished in Vienna pear wood	✓
► Roof rack in black	✓
► Chromed alloy wheels 15"	✓
► Conversion in titan silver metallic	✓
► Fiat cab in black metallic	✓
► Cab air Comfort Pack (air-conditioning, heated and electric mirrors, cruise control)	●
► Passenger airbag	✓
► Engine upgrade 2,3 JTD (96 kW/130 BHP)	✓

Advantage Prestige Package

► Reversing camera with monitor	✓
► Alde warm water heater	✓
► Alde heat exchanger	✓
► Navigation system	✓

The Dethleffs world of colours

For the Advantage range you can choose from the following colour combinations (some for an extra charge). Please note that the Advantage Double Floor is only available in white conversion.

ADVANTAGE Low Profile & Overcab						
Chassis	Conversion	white	agate grey	titan silver	polar blue	azure
white	Code	●/5713	○/5712	○/5708	○/5705	○/5704
tizian red	Code		○/5711	○/5707		
imperial blue	Code		○/5710	○/5706		

ADVANTAGE A Class				
Colour	white	titan silver	polar blue	azure
Code	●/1999	○/511	○/512	○/1997

Please note that the roof as well as all skirts and other mounted parts will remain white. Conversion design partly with varnished graphics.

Advantage - Optional Extras

	add. weight (kg)	Code	Low Profile	A Class	Overcab	Overcab double floor
■ Chassis						
Fiat Ducato MultiJet 130 light (2,3 l/130 BHP) - depending on layout	15		○	○	○	-
Fiat Ducato MultiJet 160 light (3,0 l/157 BHP) - depending on layout	40		○	○	○	-
Fiat Ducato MultiJet 130 Maxi (2,3 l/130 BHP) ** - depending on layout	90		-	○	○	●
Fiat Ducato MultiJet 160 Maxi (3,0 l/157 BHP) ** - depending on layout	115		-	○	○	-
Fiat Ducato MultiJet 160 Maxi (3,0 l/157 BHP) ** - depending on layout	25		-	-	○	○
Airbag passenger side (Fiat Ducato cab)	2	013	○	-	○	○
Airbag driver and passenger side (A Class)	5	008/013	-	○	-	-
Alloy wheels, silver or mat, 15" or 16" depending on layout	-	div.	○	○	○	○
Automatic gearbox Fiat (depending on chassis), ask your dealer for further information!	*	011	○	○	○	○
Fiat particulate filter (not in conjunction with automatic gearbox)	*		○	○	○	○
Increased front suspension spring for Fiat	*	1889	-	○	-	-
Motorbike rack (cannot be used in conjunction with tow bar, partly only available with weight increase)	40	274	○	○	-	-
Tow bar	35	273	○	○	○	○
Weight increase 3850 kg Fiat (Ducato 'light') (changes towing weight)	-	808	○	●	●	-
Weight increase 4000 kg Fiat (Ducato 'Maxi') (changes towing weight)	-		-	○	○	-
Wooden effect for cab dash kit	-	806	○	○	○	○
■ Exterior						
Additional garage door N/S, (size and price depending on layout!) Standard on T/I 6571 and T/I 6871	*	div.	○	○	○	○
Alternative front graphics 'Ralley' (A Class)		1894	-	○	-	-
Awning Omnistor, length betw. 3 and 6 m, depending on layout		21-40	○	○	○	○
Cycle rack for 3 cycles (rear)	8,7	938	○	○	○	○
Cycle rack for 4 cycles (rear)	10,2	815	○	○	○	○
Exterior storage large 900x590 mm (A 5831, A 6981)	*	1957	-	-	○	-
Exterior storage small 1000x250 mm (A 5831, A 6981)	*	1956	-	-	○	-
Fridge vent covers	1	282	○	○	○	○
Insulation mats exterior (only front and side windows)	1	934	○	○	○	○
Insulation mats exterior (reaching floor)	2	427	○	○	○	○
Luton window opening N/S	2	622	-	-	○	○
Midi Heki above pull-down bed	10	246	-	○	-	-
Roof rack and ladder in aluminium	17	852	○	○	○	○
Roof rack and ladder in chassis colour, incl. high rear moulding	17	418 / 852	○	○	○	○
Sunroof for Low Profile Cab bonnet (opening)	17	243	○	-	-	-
■ Interior						
3mesh mattress for double bed	-	1949	○	○	○	○
3mesh mattress for single beds (2 pieces)	-	1947/1948	○	-	-	-
Bathroom with swivel centric toilet (T/I 5841, 6501 B)	-	658	○	○	-	-
Cab blinds Remis for Fiat cab	2,5	434	○	-	○	○
Cab door (O/S)	17	1982	-	○	-	-
Lift-up luton (A 7071 standard)	*	281	-	-	○	●
Rear garage: Aluline shelving system (not possible with lowered bed)	*	1979	○	○	○	○
Rear garage: Cycle rack for shelving system (only in conjunction with shelving system)	*	1930	-	-	○	○
Seats: Pilote seats, colour co-ordinated	20	747	○	●	○	○
Seats: Swivelling plates N/S and O/S for cab seats (standard on some layouts)	20 each	725/724	○	●	○	-
Storage compartment in floor (depending on layout)	*	1985	○	○	○	-
Travel Lounge (depending on layout) Please note: cannot be used as bed!	*	241	○	○	○	-
■ Layouts & Furniture						
Furniture instead of pull-down bed	-	679	-	○	-	-
Lengthwise benches instead of bar lounge (T/I 6501 B)	-	485	○	○	-	-
Lounge with free-standing table (Please note: cannot be used as bed!)	5	1870	○	○	○	-
Lowered bed (6951)	*	510	○	○	-	-
U shape lounge rear (only A 6971, A 6771-2, A 7871-2, for A 6971 not possible in conjunction with Alde heating)	*	820	-	-	○	○
Vienna pearwood (different vinyl flooring, work and table surface, standard fabrics)	-	248	○	○	○	○

Advantage - Optional Extras (Continuation)

	add. weight (kg)	Code	Low Profile	A Class	Overcab	Overcab double floor
■ Installations						
Additional leisure battery 95 Ah	25	830	○	○	○	○
Additional pump 230 V for ALDE-Heating (only in conjunction with Alde heating)	1	314	○	○	○	○
Air conditioning - Dometic 230 V Blizzard	32	609	○	○	○	○
Air conditioning - Saphir Vario	40	1986	-	-	-	○
Air conditioning - Voltage transformer for Saphir Vario	*	1977	-	-	-	○
ALDE heat exchanger (only in conjunction with Alde heating)	5	565	○	○	○	○
ALDE warm water heating (not possible for A 6971 SG)	30-50	761	○	○	○	○
BBQ socket - 30 mbar	1	878	○	○	○	○
Crash sensor for gas system	-	1902	○	○	○	○
External shower (cold water)	1	793	○	○	○	○
Heating: Additional cab heating Webasto	7	517	○	○	○	○
Heating: Heat exchanger Sirocco Arizona 400	3	472	○	○	○	○
On-board control panel - Luxus	0,5	1860	○	○	○	○
Pressure water pump	-	736	○	○	○	○
Solar System (2 moduls, 1 controler)	15	922	○	○	○	○
Switch for water pump	1	397	○	○	○	○
Switch over system Duo Control	1	1903	○	○	○	○
Underfloor heating electrical	9	763	○	○	○	-
Waste water tank - insulated	2	665	○	○	○	-
■ Kitchen						
Extendable kitchen in double floor	10	1943	-	-	-	○
Microwave (not A 5831, not possible in conjunction with oven)	15	718	○	○	○	○
TEC tower - Oven/grill above fridge/freezer unit (depending on layout)	20	290	○	○	○	○
■ Multimedia systems						
DVD tuner incl. radio+CD (JVC)	2	503	○	○	○	○
Flat screen TV 19"	6	1896	○	○	○	○
Sat system Kathrein CAP 600	22	1811	○	○	○	○
Parabolic sat system Teleco Flatsat Digital 65	19	1814	○	○	○	○
Parabolic sat system Teleco Flatsat Digital 65 Twin	15	1813	○	○	○	○
Parabolic sat system Teleco Flatsat Easy 65	20	1812	○	○	○	○
Navigation system Pioneer AVIC-F900BT	4	1822	○	○	○	○
Navigation: pre-wiring (Navigation to TV locker)	5	1945	○	○	○	○
RDS/CD 'Blaupunkt Madrid MP 48'	2	1824	○	○	○	○
Reversing camera Waeco CAM27N to navigation system	5	1820	○	○	○	○
Reversing camera Waeco CAM27N with M71L colour monitor	5	1821	○	○	○	○
Reversing camera Waeco CAM33C1 double camera with shutter & M71L colour monitor	5	1819	○	○	○	○
Reversing camera Waeco CAM33C1 double camera with shutter to navigation system	5	1818	○	○	○	○
Reversing camera: prewiring for above mentioned reversing cameras	3	277	○	○	○	○
■ Miscellaneous						
Decor pack 'Kissenschlacht' matching upholstery	1	584	○	○	○	○
Fire extinguisher 6 kg	8	1878	○	○	○	○
Winter comfort pack TRUMA	50	5729	○	○	○	-
Winter comfort pack ALDE	70	5727	○	○	○	-
Winter comfort pack LUXUS (only in conjunction with TRUMA or ALDE pack)	75	5790	○	○	○	-
Warning triangle and First Aid kit	2	913	○	○	○	○

► **Specification:** ● Standard ○ Option - Not possible

Please read notes on page 3!

* Weight was not available at copy deadline.

** in conjunction with 16" wheels and weight increase 4.000 kg (weight downgrade possible)

Fortero – Standard specification (Low Profile, Overcab)

► Chassis/Base vehicle

- Ford Transit original frame, rear wheel drive, double tyres, 2,4 l TDCI, 85 kW/115 BHP
- Driver and passenger airbag *
- ABS, electronic differential brake (EDS), traction control, anti theft device
- Colour co-ordinated front bumper
- Cruise control
- Electrical windows, mirrors and central locking *
- Cab airconditioning *
- Rear corner steadies *
- Radio pre-wiring including speakers *

► Construction

- Insulation with expanded polystyrene (EPS)
- 41mm floor thickness, 34mm wall and roof thickness
- Side walls in smooth aluminium, white
- Skirts and rear light cluster in white
- Stylish rear skirt incorporating clear glass light clusters
- Extendable storage compartment in skirt (not for 6915) *
- Cab bonnet with practical storage compartment (Low Profile)
- Electric entrance step *
- Rounded insulated Coupé entrance with step
- Entrance door with interior trim, useful storage compartments and bin
- Flyscreen door *
- Awning light *
- Opening windows with fly screen and blinds
- Luxury clear glass roof lights (Mini Heki) *
- Heki III with plinth and lighting (Overcab without plinth) *
- Rear garage or rear storage compartment with lowered rear
- Automotive height adjustable head rests in living area
- Lift-up luton

► On-board technology/Installations

- Full UK specification including: UK gas, UK electrics
- Gas locker for up to 2x11 kg bottles
- Powerful AGM leisure battery, 95 AH
- Starter and leisure battery with automatic switch over (also for fridge)
- Electrical charger for both starter and leisure battery 12V/18A
- CEE 230 V external socket with safety device
- Submerged water pump
- Warm water system with mixer tap
- High-performance Truma Combi heater with integrated 10 l boiler and 230 V heating element *
- Multi-functional on-board control panel
- Smoke alarm *

► Kitchen

- Dethleffs Gourmet kitchen centre with 3-split glass lid over sink and 3-burner hob for an optimised utilisation of work surface and hobs, as well as permanent access to sink (6975 with standard lid)
- Sink and hob in stainless steel
- Deep, spacious drawers on smooth steel runners
- Overhead lockers with smoked glass inlay and illuminated plinth*
- Height adjustable locker shelves in some kitchen units
- Kitchen plinth with lighting *
- Fridge with separate freezer compartment *
- Oven with grill above fridge *
- Extractor fan *

► Bathroom

- Vario bathroom with pivoting shower wall (depending on layout)
- Mainly fixed shower walls and water-proof plastic side walls, otherwise shower curtain
- Shower base
- Height adjustable shower head
- Swivel cassette toilet with electronic flush
- Halogen spots

► Living area

- Furniture finished in sturdy plywood, locker doors partly in high-quality MDF (medium density fibreboard)
- Airplus ventilation system – for an optimised ventilation of the interior and reduced condensation
- Fixed beds with wooden bed laths and cold foam mattresses (except bunk beds)
- Lift-up Luton bed with one-piece bed laths frame
- Single beds with lift-up heading section
- Children's beds and Overcab beds with access ladder and security against falling out
- Carrying capacity for bunk beds - up to 100 kg
- Folding seat base extensions with additional storage space
- Additional cushion for changing front lounge into bed (where possible)*
- Dividing curtain between bedroom and living area
- Flat screen TV compartment with extendable bracket *
- Wardrobe with clothes rail and hooks in many layouts (if fridge is next to door)
- Magazine holder with rubber bands and knobs (depending on layout)
- Colour co-ordinated cab upholstery same as living area
- Cab carpets *
- Removable loose fitting carpets *

► Furnishing choices

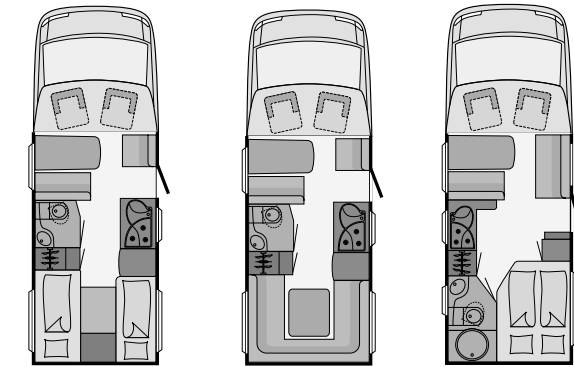
Furniture finished in Vienna pear wood
Standard soft furnishing: **Alhambra, Bellefleur, Montana, Canterbury, Westminster** or **Windsor**

* Standard UK specification which is above standard European specification

The Dethleffs world of colours



You can choose from several different exterior colour options. You will find the different possibilities on the charts on the following pages. A detailed overview of the different colours can be found in the Motorhome Brochure.



FORTERO Low Profile

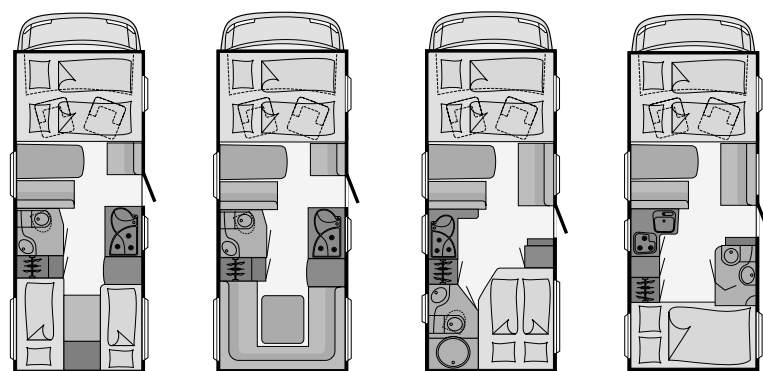
Typ / Model	H 6915	H 6915 SG	H 6945
Technical data			
Length / width / height	cm 724/233/289	724/233/289	724/233/289
Internal height	cm 195	195	195
Towing weight 12% / without brakes	kg 1900/750	1900/750	1900/750
Tyres	185/75R 16C	185/75R 16C	185/75R 16C
Wheel base	cm 395	395	395
Beds Overcab / Pull-down bed	cm -	-	-
Middle	cm 172x75*	172x75*	211x120*
Bench	cm -	-	-
Alternative	cm 200/180/195x211	-	-
Rear	cm 200x80 /185x70	200x80 /185x70	205x132/100
Standard engine	2,4 TDci	2,4 TDci	2,4 TDci
kW (BHP)	85 (115)	85 (115)	85 (115)
Chassis	Ford	Ford	Ford
Mass in running order MIRO (approx.)	kg 3245	3245	3245
Maximum user payload (approx.)	kg 605	605	605
Maximum authorised weight (approx.)	kg 3850**	3850**	3850**
Designated passenger seats	4	4	4
3 point inertia safety seatbelts	4	4	4
Heating	Combi 6	Combi 6	Combi 6
Fridge / freezer compartment	l 150/25	150/25	150/25
Water / waste water tank capacities	l 125/109	125/109	98/109
Storage space	D 2 ●	G 2 ●	B 2 ●
Swivel driver seat	●	●	●
Swivel passenger seat	●	●	●
Battery / Charger	Ah/A 95/18	95/18	95/18
Power outlets	230 V / 12 V 3/2	3/2	3/2

► **Specification:** ● Standard ○ Option - Not possible

* not in conjunction with Travel Lounge

** can be downplated to 3.500 kg

FORTERO Overcab



Typ / Model	A 6915	A 6915 SG	A 6945	A 6975
-------------	--------	-----------	--------	--------

Technical data

Length / width / height	cm	724/233/315	724/233/315	724/233/315	724/233/315
Internal height	cm	195	195	195	195
Towing weight 12% / without brakes	kg	1900/750	1900/750	1900/750	1900/750
Tyres		185/75R 16C	185/75R 16C	185/75R 16C	185/75R 16C
Wheel base	cm	395	395	395	395
Beds Overcab / Pull-down bed	cm	211x145	211x145	211x145	211x145
Middle	cm	172x75*	172x75*	211x120*	211x121/110*
Bench	cm	-	-	-	-
Alternative	cm	200/180/195x211	-	-	-
Rear	cm	200x80 / 195x70	211x196	205x132/100	211x140/125
Standard engine		2,4 TDci	2,4 TDci	2,4 TDci	2,4 TDci
kW (BHP)		85 (115)	85 (115)	85 (115)	85 (115)
Chassis		Ford	Ford	Ford	Ford
Mass in running order MIRO (approx.)	kg	3375	3375	3375	3375
Maximum user payload (approx.)	kg	475	475	475	475
Maximum authorised weight (approx.)	kg	3850	3850	3850	3850

Designated passenger seats		4	4	4	4
3 point inertia safety seatbelts		4	4	4	4
Heating		Combi 6	Combi 6	Combi 6	Combi 6
Fridge / freezer compartment	l	150/25	150/25	150/25	150/25
Water / waste water tank capacities	l	125/109	125/109	98/109	98/109
Storage space		D 2 ●	G 2 ●	B 2 ●	C 2 ●
Swivel driver seat		●	●	●	●
Swivel passenger seat		●	●	●	●
Battery / Charger	Ah/A	95/18	95/18	95/18	95/18
Power outlets	230 V / 12 V	3/2	3/2	3/2	3/2

► **Specification:** ● Standard ○ Option - Not possible

* not in conjunction with Travel Lounge

Fortero Luxus Package

	Low Profile	Overcab
► Flush fitting windows Polyvision including frame	✓	✓
► Indirect illumination	✓	✓
► Wooden effect cab dash kit	✓	✓
► Luxury on-board control panel in yacht design	✓	✓
► High level rear moulding including roof rack	✓	✓
► Insulated waste water tank	✓	✓
► Round arch entrance door	✓	✓
► Round edging	✓	✓
► Cab blinds Remis	✓	✓
► Cab entrance steps	✓	✓
► Styling elements for Overcab models	-	✓

Fortero Prestige Package

- Reversing camera with monitor
- Alde warm water heater
- Alde heat exchanger
- Navigation system

The Dethleffs world of colours

For the Fortero range you can choose from the following colour combinations (some for an extra charge).

FORTERO Low Profile & Overcab		
Conversion	white	titan silver
Chassis		
white	Code ● / 5620	○ / 5700
salsa red	Code	○ / 5699
crystal blue	Code	○ / 5698

Please note that the roof as well as all skirts and other mounted parts will remain white. Conversion design partly with varnished graphics.

Fortero - Optional Extras

	add. weight (kg)	Code	Low Profile	Overcab
■ Chassis				
Ford Transit 2,4 I TDCi 103 kW/140 BHP	-	1010	○	○
Tow bar	26	273	○	○
Motorbike rack (cannot be used in conjunction with tow bar)	40	274	○	○
■ Exterior				
Additional garage door N/S, (size and price depending on layout!)	*	331	○	○
Awning Omnistor, length betw. 4 and 4.5 m, depending on layout	27-32	div.	○	○
Cab blinds Remis	3	434	○	○
Cab entrance step	5	315	○	○
Cycle rack for 3 cycles (rear)	8,7	938	○	○
Cycle rack for 4 cycles (rear)	10,2	815	○	○
Fridge vent covers	1	282	○	○
Insulation mats exterior (reaching floor)	2	427	○	○
Luton window opening N/S	2	622	-	○
Roof rack and ladder in aluminium	17	852	○	○
Roof rack and ladder in chassis colour, incl.high rear moulding	17	418/852	○	○
Sunroof for Low Profile Cab bonnet (opening)	17	243	○	-
■ Interior				
3mesh mattress for double bed	-	1949	○	○
3mesh mattress for single beds (2 pieces)	-	1947/1948	○	○
Rear garage: Aluline shelving system (H6975, not possible with lowered bed)	*	1979	○	○
Rear garage: Cycle rack for shelving system (only in conjunction with shelving system)	*	1930	○	○
Seats: Pilote seats, colour co-ordinated	-	747	○	○
Shelves for entrance door	*	350	○	○
Travel Lounge (depending on layout) Please note: cannot be used as bed!	*	241	○	○
■ Layouts & Furniture				
Lowered bed (H/A 6975)	-	510	○	○
U shape lounge rear	*	820	○	○
■ Installations				
Additional leisure battery 95 Ah	25	830	○	○
Additional pump 230 V for ALDE-Heating (only in conjunction with Alde heating)	1	314	○	○
Air conditioning - Dometic 230 V Blizzard	32	609	○	○
ALDE warm water heating	30-50	761	○	○
ALDE heat exchanger	5	565	○	○
BBQ socket - 30 mbar	1	878	○	○
Crash sensor for gas system	1	1902	○	○
External shower (cold water)	1	793	○	○
Heating: Additional cab heating Webasto	7	517	○	○
Heating: Heat exchanger Sirocco Arizona 400	3	472	○	○
Indirect illumination	2	705	○	○

Fortero - Optional Extras (Continuation)

	add. weight (kg)	Code	Low Profile	Overcab
■ Installations (Continuation)				
On-board control panel - Luxus	0,5	1860	○	○
Pressure water pump	-	736	○	○
Switch for water pump	1	397	○	○
Switch over system Duo Control	1	1903	○	○
Underfloor heating electrical	9	763	○	○
Wardrobe illumination	0,5	694	○	○
Waste water tank - insulated	2	665	○	○
■ Multimedia systems				
Flat screen TV 19"	5	1896	○	○
DVD tuner incl. radio+CD	2	503	○	○
Sat system Kathrein CAP 600	22	1811	○	○
Parabolic sat system Teleco Flatsat Digital 65	19	1814	○	○
Parabolic sat system Teleco Flatsat Digital 65 Twin	15	1813	○	○
Parabolic sat system Teleco Flatsat Easy 65	20	1812	○	○
Navigation system Pioneer AVIC-F900BT	4	1822	○	○
Navigation: pre-wiring (Navigation to TV locker)		1945	○	○
RDS/CD 'Blaupunkt Madrid MP 48'	2	1824	○	○
Reversing camera Waeco CAM27N to navigation system	5	1820	○	○
Reversing camera Waeco CAM27N with M71L colour monitor	5	1821	○	○
Reversing camera Waeco CAM33C1 double camera with shutter & M71L colour monitor	5	1819	○	○
Reversing camera Waeco CAM33C1 double camera with shutter to navigation system	5	1818	○	○
Reversing camera: prewiring for above mentioned reversing cameras	3	277	○	○
■ Miscellaneous				
Decor pack 'Kissenschlacht' matching upholstery	1	584	○	○
Fire extinguisher 6 kg	8	1878	○	○
Winter comfort pack TRUMA	50	5729	○	○
Winter comfort pack ALDE	70	5727	○	○
Winter comfort pack LUXUS (only in conjunction with TRUMA or ALDE pack)	75	5790	○	○
Warning triangle and First Aid kit	2	913	○	○

► **Specification:** ● Standard ○ Option - Not possible

Please read notes on page 3!

* Weight was not available at copy deadline.

Esprit RT - Standard specification (Low Profile)

► Chassis/Base vehicle

- Renault Master platform 120, 2,5 l dCi, 88 kW/120 BHP
- Anti theft device
- ABS, brake assistance, electronic differential brake, retraction of steering column and interruption of fuel supply (in case of an accident)
- Driver airbag, passenger airbag *
- Electric windows, electric & heated mirrors, central locking *
- Cab airconditioning *
- Cab entrance step
- Original Renault front bumper with colour co-ordinated corner pieces
- ALKO Flexo-rear axle (7014/7094)
- Broad gauge rear axle (6844, 6874)
- Alloy wheels *
- Rear corner steadies *
- Radio pre-wiring including speakers *

► Construction

- Insulation with expanded polystyrene (EPS)
- 41 mm floor thickness, 34 mm wall and roof thickness
- Exterior side walls in smooth aluminium, white
- Skirts and rear light cluster in white
- Luxury high rear skirt incorporating round single clear glass light clusters and high-level 3rd brake light
- Rear garage standard on all models, except 7014/7094
- RT 7014/7094 with underfloor storage underneath rear bathroom (lowered headroom)
- Exterior access locker doors with flush fitting locks
- Entrance door with interior trim and useful storage compartments
- Flyscreen door *
- Awning light *
- Opening windows with fly screen and blinds
- Luxury clear glass roof lights (Mini Heki) *
- Heki III with plinth and lighting (6874 without plinth) *
- Cab bonnet including opening sunroof and side-marker lights
- Cab roof furniture with open shelves, illuminated plinth
- Rounded insulated Coupé entrance step in convenient height (RT 7014 with electrical entrance step)
- Swivel pilot seats with colour co-ordinated upholstery same as living area

► On-board technology/Installations

- Full UK specification including: UK gas, UK electrics
- Gas locker for up to 2 x 11 kg, extendable for an easy access
- Powerful AGM leisure battery 110 AH
- Starter and leisure battery with automatic switch-over (also for fridge)
- Electrical charger for both starter and leisure battery 12V/18A
- CEE 230V external socket with safety device
- High-performance Truma Combi heater with integrated 10 litre boiler and 230V heating element *
- Pressure water pump
- Warm water system with mixer tap
- Insulated waste water tank
- Multi-functional on-board control panel
- Wardrobe with illuminated plinth and internal lighting
- Smoke alarm *

► Kitchen

- Dethleffs Gourmet kitchen centre with 3-split glass lid over sink and 3-burner hob for an optimised utilisation of work surface and hobs and permanent access to sink
- Sink and hob in stainless steel
- Spacious drawers on smooth steel runners
- Large fridge (150 l) with separate freezer compartment
- Height adjustable locker shelves in some kitchen units
- Kitchen overhead lockers with plinth and lighting
- Oven with grill *
- Extractor fan *

► Bathroom

- Bathroom in wood finish
- Spacious bathroom with separate shower and round door, sliding bathroom door with round arch (RT 6844)
- Spacious rear bathroom occupying the entire vehicle width with sturdy door and domestic door handle (RT 7014/7094)
- Shower base
- Height adjustable shower head
- Swivel cassette toilet with electronic flush
- Halogen spots

► Living area

- Furniture finished in sturdy plywood, locker doors partly in high-quality MDF (medium density fibreboard)
- All fixed beds with wooden bed laths and cold foam mattresses
- Additional cushion for changing front lounge into bed (RT 7014) *
- Folding seat base extensions with additional storage space (not for RT 7014)
- Airplus ventilation system – for an optimised ventilation of the interior and reduced condensation
- Flat screen TV compartment with extendable bracket *
- Magazine holder with rubber and knobs (depending on layout)
- Cab carpets *
- Removable loose fitting carpets *

► Furnishing choices

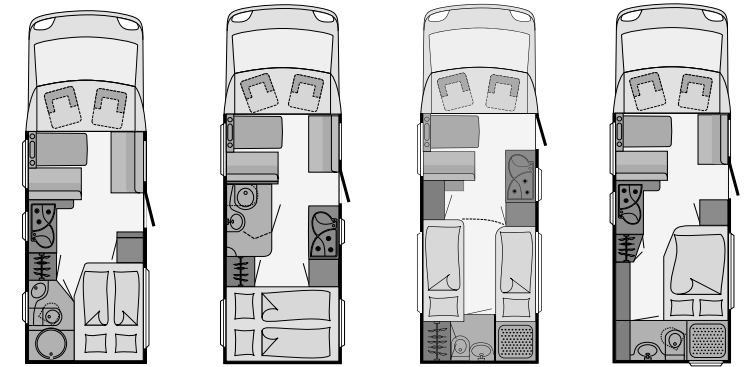
Furniture finished in Vienna pear wood
Standard soft furnishing: **Alhambra, Cappuccino, Montana, Canterbury, Westminster or Windsor**

* Standard UK specification which is above standard European specification

The Dethleffs world of colours



You can choose from several different exterior colour options. You will find the different possibilities on the charts on the following pages. A detailed overview of the different colours can be found in the Motorhome Brochure.



ESPRIT RT Low Profile

Typ / Model

RT 6844

RT 6874

RT 7014

RT 7094

Technical data

	cm	705/232/264	727/232/264	727/232/264	727/232/264
Length / width / height	cm	705/232/264	727/232/264	727/232/264	727/232/264
Internal height	cm	195	195	195	195
Towing weight 12% / without brakes	kg	1400/750	1400/750	1650/750	1650/750
Tyres		225/65R 16C	225/65R 16C	225/65R 16C	225/65R 16C
Wheel base	cm	408	408	408	408
Beds Overcab / Pull-down bed	cm	-	-	-	-
Middle	cm	211x125*	211x126/114*	185x105/75*	211x130/90*
Bench	cm	-	-	-	-
Alternative	cm	-	-	-	-
Rear	cm	203x132/100	210x140	202x80 / 186x75	200x130/90
Standard engine		2,5 dci	2,5 dci	2,5 dci	2,5 dci
kW (BHP)		88 (120)	88 (120)	88 (120)	88 (120)
Chassis		Platform	Platform	Platform	Platform
Mass in running order MIRO (approx.)	kg	3185	3215	3215	3215
Maximum user payload (approx.)	kg	715	685	635	635
Maximum authorised weight (approx.)	kg	3900	3900	3850	3850

Designated passenger seats	4	4	4	4
3 point inertia safety seatbelts	4	4	4	4
Heating	Combi 6	Combi 6	Combi 6	Combi 6
Fridge / freezer compartment	150/26	150/26	150/26	150/26
Water / waste water tank capacities	160/103	160/103	160/103	160/103
Storage space	B 2 ●	C 2 ●	A ●	A ●
Swivel driver seat	●	●	●	●
Swivel passenger seat	●	●	●	●
Battery / Charger	Ah/A	110/18	110/18	110/18
Power outlets	230 V / 12 V	3/2	2/2	3/2

► **Specification:** ● Standard ○ Option - Not possible

* not in conjunction with Travel Lounge

Esprit RT Luxus Package

- ▶ Flush fitting windows Polyvision including frame
- ▶ Indirect illumination
- ▶ Wooden effect cab dash kit
- ▶ Luxury on-board control panel in yacht design
- ▶ Roof rack in aluminium
- ▶ Cab blinds Remis

Esprit RT Prestige Package

- ▶ Reversing camera with monitor
- ▶ Alde warm water heater
- ▶ Alde heat exchanger
- ▶ Navigation system

The Dethleffs world of colours



For the Esprit RT range you can choose from the following colour combinations (some for an extra charge).

ESPRIT RT			
Conversion		white	titan silver
Chassis			
white	Code	● / 5695	○ / 5694
ruby red	Code		○ / 5693
royal blue	Code		○ / 5692

Please note that the roof as well as all skirts and other mounted parts will remain white.

Conversion design partly with varnished graphics.

Esprit RT - Optional Extras

	add. weight (kg)	Code	Esprit RT
■ Chassis			
Renault Master Platform 2,5 dCi 150, 107 kW/146 BHP	-		○
Automatic gearbox (Quickshift)	10	060	○
Cruise control	2	034	○
Fog lamps	2	093	○
Particulate filter (not in conjunction with automatic gearbox)	*	1326	○
Tow bar	46	273	○
Weight downgrade 3500kg (increases towing weight)	-		○
■ Exterior			
Additional garage door 1050x990 N/S rear (RT 6874)	5	331	○
Additional garage door 900x400 O/S rear (RT 7014)	5	270	○
Awning Omnistor 3,5 m manual (RT 6844)	35	931	○
Awning Omnistor 4,0 m manual (RT 6874/7014/7094)	40	859	○
Cycle rack for 3 cycles (rear)	8,7	938	○
Cycle rack for 4 cycles (rear) RT 6844/6874	10,2	815	○
Fridge vent covers	1	282	○
Insulation mats exterior (reaching floor)	2	427	○
Roof rack and ladder in aluminium	17	852	○

Esprit RT - Optional Extras (Continuation)

	add. weight (kg)	Code	Esprit RT
■ Interior			
3mesh mattress for double bed	-	1949	○
3mesh mattress for single beds (2 pieces)	-	1947/1948	○
Cab blinds Remis	2,5	434	○
Lowered bed (RT 6874)	-	510	○
Rear garage: Aluline shelving system (RT 6874; not possible with lowered bed)	*	1979	○
Travel Lounge (Please note: cannot be used as bed!)	*	241	○
Wooden effect for cab dash kit	-	806	○
■ Installations			
Additional pump 230 V for ALDE-Heating (only in conjunction with Alde heating)	*	314	○
Air conditioning - Dometic 230 V Blizzard	32	609	○
ALDE heat exchanger (only in conjunction with Alde heating)	5	565	○
ALDE warm water heating	30-50	761	○
BBQ socket - 30 mbar	1	878	○
Crash sensor for gas system	1	1902	○
External shower (cold water)	1	793	○
Heating: Additional cab heating Webasto	7	517	○
Heating: Heat exchanger Sirocco Arizona 400	3	472	○
Indirect illumination	3	705	○
On-board control panel - Luxus	1	1860	○
Solar System (2 modul, 1 controler)	15	922	○
Switch for water pump	1	397	○
Switch over system Duo Control	1	1903	○
Underfloor heating electrical	9	763	○
■ Kitchen			
Microwave (not possible in conjunction with oven)	15	718	○
■ Multimedia systems			
DVD tuner incl. radio+CD	2	503	○
Flat screen TV 19"	6	1896	○
Sat system Kathrein CAP 600	22	1811	○
Parabolic sat system Teleco Flatsat Digital 65	19	1814	○
Parabolic sat system Teleco Flatsat Digital 65 Twin	15	1813	○
Parabolic sat system Teleco Flatsat Easy 65	20	1812	○
Navigation system Pioneer AVIC-F500BT	4	1823	○
Navigation: pre-wiring (Navigation to TV locker)		1945	○
RDS/CD 'Blaupunkt Madrid MP 48'	2	1824	○
Reversing camera Waeco CAM27N to navigation system	5	1820	○
Reversing camera Waeco CAM27N with M71L colour monitor	5	1821	○
Reversing camera Waeco CAM33C1 double camera with shutter & M71L colour monitor	5	1819	○
Reversing camera Waeco CAM33C1 double camera with shutter to navigation system	5	1818	○
Reversing camera: prewiring for above mentioned reversing cameras	3	277	○
■ Miscellaneous			
Decor pack 'Kissenschlacht' matching upholstery	1	584	○
Fire extinguisher 6 kg	8	1878	○
Winter comfort pack TRUMA	15	5728	○
Winter comfort pack ALDE	50	5726	○
Winter comfort pack LUXUS (only in conjunction with TRUMA or ALDE pack)	65	5789	○
Warning triangle and First Aid kit	2	913	○

▶ **Specification:** ● Standard ○ Option - Not possible

Please read notes on page 3!
*Weight was not available at copy deadline.

Esprit - Standard specification (Low Profile / A Class)

► Chassis/Base vehicle

- Fiat Ducato X/250 with Common-Rail-Turbo diesel technology and Multijet direct injection
- Front wheel drive
- ABS/EBD/ASR
- Driver airbag (not for A Class)
- Cruise control *
- Central locking cab (not for A Class) *
- Interruption of fuel supply and retraction of steering column (in case of an accident)
- Rear and front axle stabiliser
- ALKO low frame chassis
- Wider tyres, chassis with stronger suspension springs, anti theft device and revolution counter
- A Class: Special mirrors for reduced vibration, electrical and heated
- Electric windows (A Class only in conjunction with cab door)
- Break-down kit
- Colour coordinated front bumpers
- Cab blinds *
- Rear corner steadies *
- Alloy wheels *
- Wood effect cab dash kit *
- Reversing camera (A Class) *
- Radio pre-wiring including speakers *
- Safety pack with two additional seat belts against driving direction (where possible) *
- A Class: Cab door N/S standard, O/S optional

► Construction

- High density styrofoam insulation for roof and sides
- 41 mm floor thickness, second floor 20 mm, 34 mm wall and roof
- Side walls in smooth aluminium, white
- Fully insulated GRP rear with clear glass lights and high level 3rd brake light
- Double floor can be loaded from both sides (depending on layout), double floor height 30cm
- Rear garage, lowered rear frame
- External access locker door with flush fitting locks
- Flush fitting windows with integral frame, fly screen and blinds
- Opening sunroof in cab bonnet (Low Profile), Midi Heki above pull-down bed (A Class)
- Luxury clear glass roof lights including flyscreen and blind (Mini Heki)
- Heki III with plinth and lighting *
- Cab blinds *
- Electrical entrance step (one step)
- Rounded Coupé entrance with one step
- Wide entrance door with window, interior trim and convenient storage compartments
- Fly screen door *
- Aluminium entrance grab handle
- Cab seats with armrest and with colour co-ordinated upholstery (mostly swivelling, see scheme p. 29)
- Awning light *
- Omnistor awning (A Class) *

► On-board technology / Installations

- Full UK specification including: UK gas, UK electrics
- Gas locker for up to 2 x 11 kg bottles, partly extendable for an easy access
- 2 powerful AGM leisure batteries 95 AH
- Starter and leisure battery with automatic switch-over (also for fridge)
- Electrical charger for both starter and leisure battery 12V/18A
- CEE 230V external socket with safety device
- ALDE warm water heating with 8.4 l boiler
- ALDE heat exchanger
- Pressure water pump
- Warm water system with mixer tap
- Luxury on-board control panel in yacht design *
- Airconditioning Truma Safir Vario
- Illuminated plinth above entrance door
- LED illumination for wardrobe
- Smoke alarm *

► Kitchen

- Dethleffs Gourmet kitchen centre with 3-split glass lid over sink and 3-burner hob for an optimised utilisation of work surface and hobs and permanent access to sink
- Hob and sink in stainless steel
- Spacious drawers on smooth steel runners
- Kitchen plinth with lighting
- Large fridge (175 l) with separate freezer compartment
- Oven with grill *
- Extractor fan *

► Bathroom

- Bathroom with cabinets, shelves, hooks, big mirrors, halogen spotlights and height adjustable shower head
- Sturdy bathroom door with domestic door handle
- Fixed toilet with electronic flush and separate water tank (6870/7850 with ceramic toilet)
- Different concepts depending on model, always standard is separate shower compartment with water-proof plastic side walls

► Living area

- Furniture finished in sturdy plywood, locker doors partly in high-quality MDF (medium density fibreboard)
- Fixed beds with wooden bed laths and cold foam mattress
- Rear double bed widthways height-adjustable (optional electrical)
- Single beds: lift-up heading section
- Indirect illumination above overhead lockers *
- Folding seat base extensions with storage space
- Airplus ventilation system – for an optimised ventilation of the interior and reduced condensation
- Flat screen TV compartment with extendable bracket *
- Magazine holder with rubber bands and knobs (depending on layout)
- Removable loose fitting carpets *
- Cap carpets *

► Furnishing choices

Standard: furniture finished in Vienna pear wood with soft furnishing

Alhambra, Cappuccino, Montana, Windsor

Optional: furniture finished in elegant walnut wood with soft furnishing

Avocado, Cappuccino, Havanna, Windsor

By choosing the optional furniture there are also changes in the optic of PVC floor and work surface.

Furthermore we offer high-quality real leather interiors **Boston** and **Dakota**.

► Additional standard specification

ESPRIT A Class

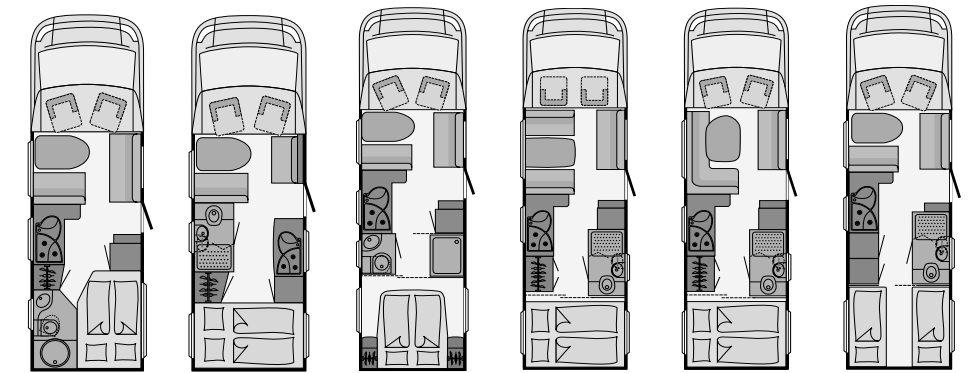
- Pull-down bed (extendable)
- Cab airconditioning
- Cab carpet
- Cab entrance door N/S (O/S optional)

* Standard UK specification which is above Standard European specification

The Dethleffs world of colours



You can choose from several different exterior colour options. You will find the different possibilities on the charts on the following pages. A detailed overview of the different colours can be found in the Motorhome Brochure.



ESPRIT Low Profile

Typ / Model	H 6840	H 6870	H 7850	H 7870	H 7870 L	H 7910
-------------	--------	--------	--------	--------	----------	--------

Technical data

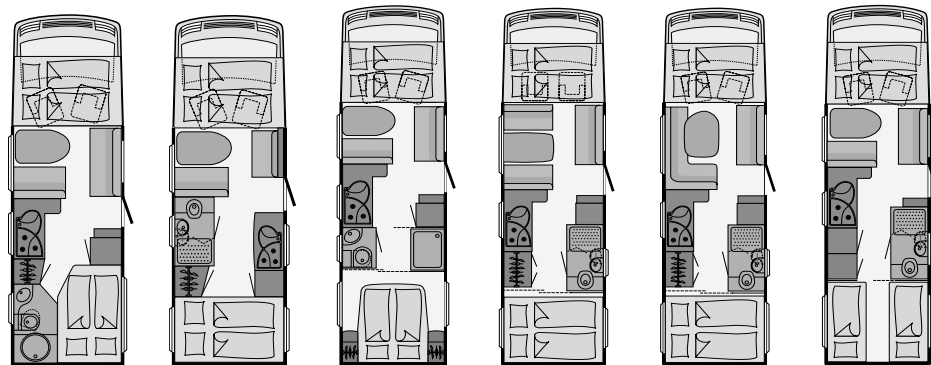
Length / width / height	cm	731/233/293	731/233/293	826/233/293	826/233/293	826/233/293	836/233/293
Internal height	cm	195	195	195	195	195	195
Towing weight 12% / without brakes	kg	1250/750	1250/750	1000/750	1000/750	1000/750	1000/750
Tyres		225/75R 16C	225/75R 16C	225/75R 16C	225/75R 16C	225/75R 16C	225/75R 16C
Wheel base	cm	405	405	405/80	405/80	405/80	405/80
Beds Overcab / Pull-down bed	cm	-	-	-	-	-	-
Middle	cm	211x122*	196x82*	211x97*	192x132	-	211x112*
Bench	cm	-	-	-	-	-	-
Alternative	cm	-	-	-	-	-	205/180/205x211
Rear	cm	205x132/100	211x132	200x150	211x142	210x142	2x 205x75
Standard engine		Maxi 2,3 JTD	Maxi 2,3 JTD	Maxi 2,3 JTD	Maxi 2,3 JTD	Maxi 2,3 JTD	Maxi 2,3 JTD
kW (BHP)		96 (130)	96 (130)	96 (130)	96 (130)	96 (130)	96 (130)
Chassis		AL-KO low frame	AL-KO low frame	AL-KO low frame	AL-KO low frame	AL-KO low frame	AL-KO low frame
Mass in running order MIRO (approx.)	kg	3690	3690	4050	4050	4050	4070
Maximum user payload (approx.)	kg	560	560	950	950	950	930
Maximum authorised weight (approx.)	kg	4250	4250	5000	5000	5000	5000

Designated passenger seats		4	4	4	6	4	4
3 point inertia safety seatbelts		4	4	4	6	4	4
Heating		ALDE WW	ALDE WW	ALDE WW	ALDE WW	ALDE WW	ALDE WW
Fridge / freezer compartment	l	175/31	175/31	175/31	175/31	175/31	175/31
Water / waste water tank capacities	l	115/107	115/107	164/156	164/156	164/156	164/156
Storage space		B 2 ●	C 2 ●	F 2 ●	C 2 ●	C 2 ●	D 2 ●
Swivel driver seat		●	●	●	-	●	●
Swivel passenger seat		●	●	●	○	●	●
Battery / Charger	Ah/A	2x 95/18	2x 95/18	2x 95/18	2x 95/18	2x 95/18	2x 95/18
Power outlets	230 V / 12 V	3/2	3/2	3/2	3/2	3/2	3/2

► **Specification:** ● Standard ○ Option - Not possible

* only in conjunction with option 'lounging into bed', code 1944

ESPRIT A Class



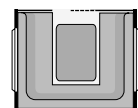
Typ / Model	I 6840	I 6870	I 7850	I 7870	I 7870 L	I 7910
-------------	--------	--------	--------	--------	----------	--------

Technical data

Length / width / height	cm	733/233/293	733/233/293	828/233/293	828/233/293	828/233/293	838/233/293
Internal height	cm	195	195	195	195	195	195
Towing weight 12% / without brakes	kg	1250/750	1250/750	1000/750	1000/750	1000/750	1000/750
Tyres		225/75R 16C	225/75R 16C	225/75R 16C	225/75R 16C	225/75R 16C	225/75R 16C
Wheel base	cm	405	405	405/80	405/80	405/80	405/80
Beds Overcab / Pull-down bed	cm	200x165	200x165	200x165	200x165	200x165	200x165
Middle	cm	-	-	-	192x132	-	-
Bench	cm	-	-	-	-	-	-
Alternative	cm	-	-	-	-	-	205/180/205x211
Rear	cm	205x132/100	211x132	200x150	211x142	210x142	2x 205x75
Standard engine		Maxi 2,3 JTD	Maxi 2,3 JTD	Maxi 2,3 JTD	Maxi 2,3 JTD	Maxi 2,3 JTD	Maxi 2,3 JTD
kW (BHP)		96 (130)	96 (130)	96 (130)	96 (130)	96 (130)	96 (130)
Chassis		AL-KO low frame	AL-KO low frame	AL-KO low frame	AL-KO low frame	AL-KO low frame	AL-KO low frame
Mass in running order MIRO (approx.)	kg	3800	3800	4160	4160	4160	4210
Maximum user payload (approx.)	kg	450	450	840	840	840	790
Maximum authorised weight (approx.)	kg	4250	4250	5000	5000	5000	5000

Designated passenger seats		4	4	4	6	4	4
3 point inertia safety seatbelts		4	4	4	6	4	4
Heating		ALDE WW	ALDE WW	ALDE WW	ALDE WW	ALDE WW	ALDE WW
Fridge / freezer compartment	l	175/31	175/31	175/31	175/31	175/31	175/31
Water / waste water tank capacities	l	115/107	115/107	164/156	164/156	164/156	164/156
Storage space		B 2 ●	C 2 ●	F 2 ●	C 2 ●	C 2 ●	D 2 ●
Swivel driver seat		●	●	●	-	●	●
Swivel passenger seat		●	●	●	●	●	●
Battery / Charger	Ah/A	2x 95/18	2x 95/18	2x 95/18	2x 95/18	2x 95/18	2x 95/18
Power outlets	230 V / 12 V	3/2	3/2	3/2	3/2	3/2	3/2

► **Specification:** ● Standard ○ Option - Not possible



For the I 7910 we offer the optional rear U shape lounge. Bed size 205 x 211 cm.

Shadow Package

- Furniture finished in Vienna pear wood
- Roof rack in black
- Chromed alloy wheels 15"
- Conversion in titan silver metallic
- Fiat cab in black metallic
- Cab air Comfort Pack (air-conditioning, heated and electric mirrors, cruise control)
- Passenger airbag
- Engine upgrade 2,3 JTD (96 kW/130 BHP)

Low Profile

-
- ✓
- ✓
- ✓
- ✓
-
- ✓
-

The Dethleffs world of colours

For the Esprit range you can choose from the following colour combinations (some for an extra charge).

ESPRIT Low Profile				
Conversion	white	titan silver	polar blue	azure
Chassis				
white Code	●/5713	○/5708	○/5705	○/5704
tizian red Code		○/5707		
imperial blue Code		○/5706		

ESPRIT A Class				
Colour	white	titan silver	polar blue	azure
Code	●/1999	○/511	○/512	○/1997

Please note that the roof as well as all skirts and other mounted parts will remain white. Conversion design partly with varnished graphics.

Esprit - Optional Extras

	add. weight (kg)	Code	Esprit H	Esprit I
■ Chassis				
Fiat Ducato MultiJet 160 Maxi (3,0 l/157 BHP)	25		○	○
Airbag driver and passenger side (A Class)	5	008/013	-	○
Airbag passenger side (Fiat Ducato cab)	2	013	○	-
Alloy wheels, silver or mat	-	540/539	○	○
Automatic gearbox Fiat (depending on chassis), ask your dealer for further information!	*	011	○	○
Fiat particulate filter (not in conjunction with automatic gearbox)	*		○	○
Increased front suspension spring for Fiat Ducato Maxi	*	1889	-	○
Tow bar	35	273	○	○
■ Exterior				
Awning Omnistor, length betw. 4 and 6 m, depending on layout	27-40	859	○	●
Fridge vent covers	1	282	○	○
Insulation mats exterior (only front and side windows)	1	934	○	○
Insulation mats exterior (reaching floor)	2	427	○	○
■ Interior				
Cab door (O/S)	17	1982	-	○
Rear garage: Aluline shelving system (not possible with lowered bed)	*	1979	○	○
Rear garage: Cycle rack for shelving system (only in conjunction with shelving system)	*	1930	○	○
Seats: Swivelling plate for cab seat (H 7870)	20	725/724	○	●

Esprit - Optional Extras (Continuation)

	add. weight (kg)	Code	Esprit H	Esprit I
■ Layouts & Furniture				
3mesh mattress for double bed	-	1949	○	○
3mesh mattress for single beds (2 pieces)	-	1947/1948	○	○
Furniture instead of pull-down bed	-	679	-	○
Lounge into bed (H-Esprit)	*	1944	○	-
Lowered bed (H/I 7850)	*	510	○	○
Real leather interior Boston or Dakota			○	○
Rear double bed height adjustable (electrical)	*	483	○	○
U shape lounge rear (H/I 7910)	*	820	○	○
Walnut wood (different vinyl flooring, work and table surface, standard fabrics)	-	297	○	○
■ Installations				
Additional pump 230 V for ALDE-Heating (only in conjunction with Alde heating)	1	314	○	○
Air conditioning - Dometic 230 V Blizzard	32	609	○	○
Air conditioning: Voltage transformer for Saphir Vario	*	1977	○	○
BBQ socket - 30 mbar	1	878	○	○
Crash sensor for gas system	-	1902	○	○
External shower (cold water)	1	793	○	○
Heating: Additional cab heating Webasto	7	517	○	○
Heating: Heat exchanger Sirocco Arizona 400	3	472	○	○
Solar System (2 moduls, 1 controler)	15	922	○	○
Switch for water pump	1	397	○	○
Switch over system Duo Control	1	1903	○	○
Vacuum toilet with cassette system	-	373	○	○
■ Kitchen				
Extendable kitchen in double floor (H/I 7870)	10	1943	○	○
Microwave (not possible in conjunction with oven)	15	718	○	○
TEC tower - Oven/grill above fridge/freezer unit (depending on layout)	20	290	○	○
■ Multimedia systems				
DVD tuner incl. radio+CD	2	503	○	○
Flat screen TV 19"	6	1896	○	○
Sat system Kathrein CAP 600	22	1811	○	○
Parabolic sat system Teleco Flatsat Digital 65	19	1814	○	○
Parabolic sat system Teleco Flatsat Digital 65 Twin	15	1813	○	○
Parabolic sat system Teleco Flatsat Easy 65	20	1812	○	○
Navigation system Pioneer AVIC-F900BT	4	1822	○	○
Navigation: pre-wiring (Navigation to TV locker)	5	1945	○	○
RDS/CD 'Blaupunkt Madrid MP 48'	2	1824	○	○
Reversing camera Waeco CAM27N to navigation system	5	1820	○	○
Reversing camera Waeco CAM27N with M71L colour monitor	5	1821	○	○
Reversing camera Waeco CAM33C1 double camera with shutter & M71L colour monitor	5	1819	○	●
Reversing camera Waeco CAM33C1 double camera with shutter to navigation system	5	1818	○	○
Reversing camera: prewiring for above mentioned reversing cameras	3	277	○	●
■ Miscellaneous				
Decor pack 'Kissenschlacht' matching upholstery	1	584	○	○
Fire extinguisher 6 kg	8	1878	○	○
Warning triangle and First Aid kit	2	913	○	○

► **Specification:** ● Standard ○ Option - Not possible

Please read notes on page 3!

* Weight was not available at copy deadline.

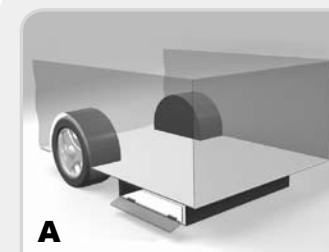
STORAGE SPACE

► Room for your luggage and more....

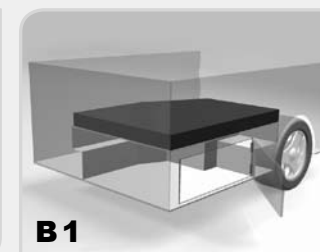
Dethleffs Motorcaravans offer many different spacious storage compartments. The technical data indicate which type is standard (e.g. B1 ●) and which is available as optional extra (e.g. B2 ○). Smaller storage compartments such as bench lockers are not shown in this scheme.

Please note that these drafts are not drawn to scale as they are only examples. The proportion may vary depending on the model, wheel base.

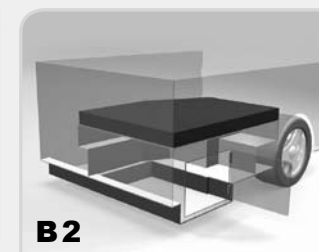
For exact dimensions of the storage compartments and doors please contact your supplying dealer.



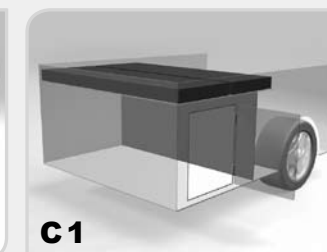
A Underfloor storage



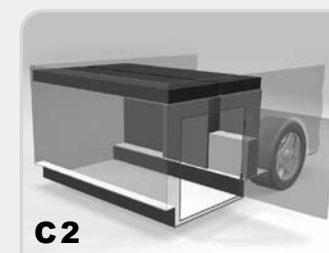
B1 Storage space under double bed lengthways



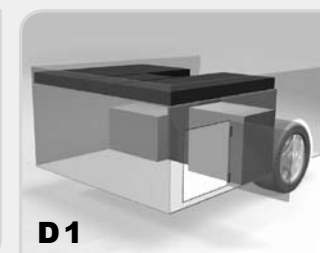
B2 Garage under double bed lengthways with lowered rear



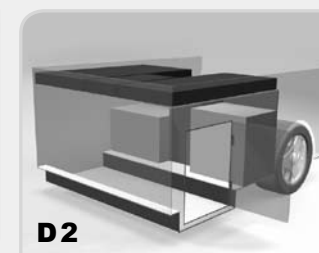
C1 Storage space under double bed widthways



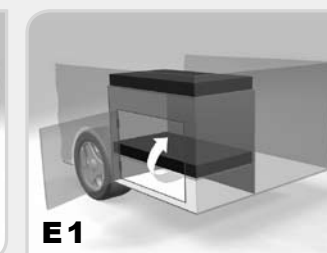
C2 Garage under double bed widthways with lowered rear



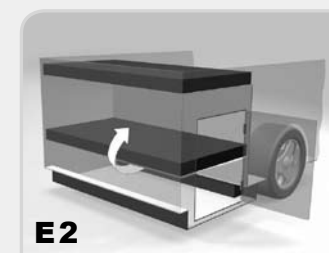
D1 Storage space under single beds



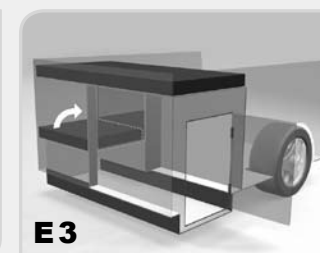
D2 Garage under single beds with lowered rear



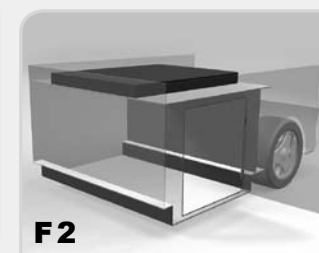
E1 Storage space under bunk beds lengthways



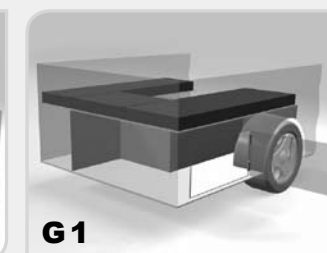
E2 Garage under bunk beds widthways



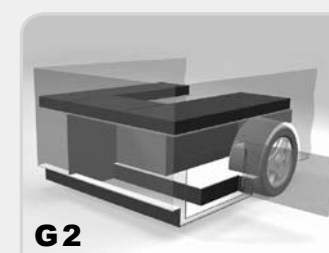
E3 Garage under bunk beds across



F2 Garage under island bed



G1 Storage space under lounge (or single beds)



G2 Storage space under lounge (or single beds) with lowered rear

Globeline - Standard specification

► Chassis/Base vehicle

- Mercedes Benz Sprinter 315 CDI
- ABS/ASR
- ESP (Electronic stability program)
- EBD (Electronic brake distributor)
- Central locking cab with remote control
- Tyre repair kit with electric compressor
- Driver airbag
- Mercedes comfort pack (cab air-conditioning, cruise control, passenger airbag) *
- Electric windows
- Electric and heated mirrors
- Heat-insulating cab windows
- Diesel particulate filter
- Anti theft device
- Rear wheel drive
- AL-KO low frame chassis
- Chromed radiator grill
- Rear corner steadies *
- Radio pre-wiring including speakers *
- Alloy wheels *

► Construction

- Insulation with expanded polystyrene (EPS)
- 41 mm floor thickness, 34 mm wall and roof thickness
- Side walls in white smooth aluminium
- Fully insulated GRP rear with clear glass lights
- Cab bonnet with 2 opening sunroofs
- Luxury clear glass roof lights (Mini Heki) *
- Heki III with illuminated plinth *
- Rounded, insulated coupé entrance
- Lowered rear standard (except 7043)
- Round-arch entrance door with interior trim, useful storage compartments and bin
- Fly screen door *
- Awning light *
- Opening windows with fly screen and blinds

► On-board technology/Installations

- Full UK specification including: UK gas, UK electrics
- Gas locker for 1 x 11 kg bottle
- Powerful AGM leisure battery, 95 Ah
- Starter and leisure battery with automatic switch-over (also for fridge)
- Electrical charger for both starter and leisure battery 12 V/18 A
- CEE 230V external socket with safety device
- Pressure water pump
- Warm water system with mixer tap
- Insulated waste water tank
- High-performance Truma Combi 6 heating with integrated 10 l boiler and 230V heating element *
- Multi-functional on-board control panel
- Smoke alarm *

► Kitchen

- Dethleffs Gourmet kitchen centre with 3-split glass lid over sink and 3-burner hob for an optimised utilisation of work surface and hobs and permanent access to sink
- Sink and hob in stainless steel
- Spacious drawers on smooth steel runners
- Kitchen plinth with lighting
- Height-adjustable shelves in several kitchen lockers
- Oven with grill *
- Extractor fan *

► Bathroom

- Bathroom with wooden furniture
- Round shower door
- Shower base
- Height-adjustable shower head
- Cassette toilet with electronic flush
- Halogen spots

► Living area

- Furniture finished in sturdy plywood, locker doors partly in high-quality MDF (medium density fibreboard)
- Fixed beds with wooden bed laths and cold foam mattress
- Single beds with lift-up heading section
- Additional cushion for changing front lounge into bed *
- AirPlus for an optimised ventilation of the interior and reduced condensation
- Flat screen TV compartment with extendable bracket *
- Entrance area with shoe locker and glass cabinet with glass holder (6813, 7043, 7073)
- Cab seats with colour co-ordinated upholstery
- Magazine holder with rubber bands and knobs (depending on layout)
- Cab carpets *
- Loose fitting carpets

► Furnishing choices

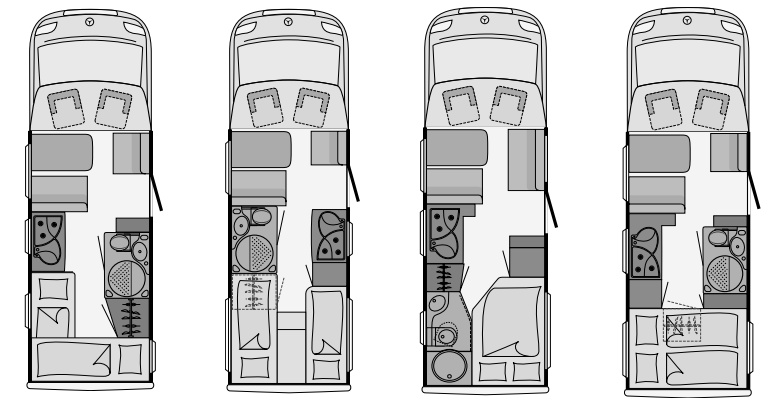
Furniture finished in Cypress Villa
Standard soft furnishing: **Cappuccino, Havanna, Avocado, Westminster and Windsor**

* Standard UK specification which is above standard European specification

The Dethleffs world of colours



You can choose from several different exterior colour options. You will find the different possibilities on the charts on the following pages. A detailed overview of the different colours can be found in the Motorhome Brochure.



GLOBELINE Low Profile

Typ / Model		T 6813	T 7013	T 7043	T 7073
Technical data					
Length / width / height	cm	698/233/274	728/233/274	728/233/274	728/233/274
Internal height	cm	200	200	200	200
Towing weight 12% / without brakes	kg	2000/750	2000/750	2000/750	2000/750
Tyres		235/65R 16C	235/65R 16C	235/65R 16C	235/65R 16C
Wheel base	cm	410	410	410	410
Beds Overcab / Pull-down bed	cm	-	-	-	-
Middle	cm	170x100/75*	170x100/75*	211x117/103	170x100/75*
Bench	cm	-	-	-	-
Alternative	cm	-	200/185/185x210	-	-
Rear	cm	210x95 / 195x80	200x78 / 185x78	205x135/100	210x145
Standard engine		315 CDI	315 CDI	315 CDI	315 CDI
kW (BHP)		110 (150)	110 (150)	110 (150)	110 (150)
Chassis		AL-KO low frame	AL-KO low frame	AL-KO low frame	AL-KO low frame
Mass in running order MIRO (approx.)	kg	3150	3200	3200	3200
Maximum user payload (approx.)	kg	730	680	680	680
Maximum authorised weight (approx.)	kg	3880	3880	3880	3880
Designated passenger seats		4	4	4	4
3 point inertia safety seatbelts		4	4	4	4
Heating		Combi 6	Combi 6	Combi 6	Combi 6
Fridge / freezer compartment	l	100/9	175/31	175/31	175/31
Water / waste water tank capacities	l	70 (118**)/107	70 (118**)/107	70 (118**)/107	70 (118**)/107
Storage space		E 3 ●	D 2 ●	B 1 ●	C 2 ●
Swivel driver seat		●	●	●	●
Swivel passenger seat		●	●	●	●
Battery / Charger	Ah/A	95/18	95/18	95/18	95/18
Power outlets	230 V / 12 V	4/2	3/2	4/2	5/2

► **Specification:** ● Standard ○ Option - Not possible

* not possible in conjunction with option 'free standing table'

** In case of sufficient payload the water tank can be filled to its real capacity of 118l. The mass in running order has been calculated with the reduced water tank size of 70l.

Globeline Luxus Package

- ▶ Flush fitting windows Polyvision including frame
- ▶ Indirect illumination
- ▶ Wooden effect cab dash kit
- ▶ Luxury on-board control panel in yacht design
- ▶ Cab blinds Remis

Globeline Prestige Package

- ▶ Reversing camera with monitor
- ▶ Alde warm water heater
- ▶ Alde heat exchanger
- ▶ Navigation system

The Dethleffs world of colours

For the Globeline range you can choose from the following colour combinations (some for an extra charge).



GLOBELINE Low Profile			
Chassis	Conversion	white	titan silver
white	Code	●/5713	○/5708
carbon black	Code		○/5707
jaspis blue	Code		○/5706

Please note that the roof as well as all skirts and other mounted parts will remain white. Conversion design partly with varnished graphics.

Globeline - Optional Extras

	add. weight (kg)	Code	Globeline
■ Chassis			
Mercedes Benz Sprinter MB 318 CDI ZS1 Eurosp. 4100 mm 135 kW/184 BHP (Note: only available in conjunction with automatic gearbox)	-	1106	○
Automatic gearbox	*	1338	○
Motorbike rack extendable (cannot be used in conjunction with tow bar) not for T 7043	40	274	○
Tow bar	46	273	○
■ Exterior			
Additional garage door 800 x 1100 N/S rear (T 7073)	5	331	○
Additional garage door 850 x 1000 N/S rear (T 7013)	5	331	○
Awning Omnistor, length betw. 3,5 and 4 m, depending on layout	35-40	div.	○
Fridge vent covers	1	282	○
Insulation mats exterior	2	427	○
Rear lights LED	-	1871	○
Roof rack and ladder in aluminium	17	852	○
■ Interior			
3mesh mattress for double bed	-	1949	○
3mesh mattress for single beds (2 pieces)	-	1947/1948	○
Cab blinds Remis	2,5	434	○
Real leather interior Boston or Dakota		1933/1932	○
Seats: Pilote seats, colour co-ordinated	20	747	○
Wooden effect for cab dash kit	-	806	○

Globeline - Optional Extras (Continuation)

	add. weight (kg)	Code	Globeline
■ Layouts & Furniture			
Alternative overhead lockers 'Magnolia white'	*	1969	○
Kitchen overhead lockers with door	*	1877	○
Lounge with free-standing table (Please note: cannot be used as bed!)	5	1870	○
Overhead locker doors for rear shelves	7	338	○
■ Installations			
Additional leisure batterie 95 Ah	25	830	○
Additional pump 230 V for ALDE-Heating (only in conjunction with Alde heating)	2	314	○
Air conditioning - Dometic 230 V Blizzard	32	609	○
ALDE heat exchanger (only in conjunction with Alde heating)	2	565	○
ALDE warm water heating	30-50	761	○
Crash sensor for gas system	1	1902	○
External shower (cold water)	1	793	○
Gas locker: brackets for second gas bottle		1893	○
Heating: Additional cab heating Webasto	7	517	○
Heating: Heat exchanger Sirocco Arizona 400	3	472	○
Indirect illumination	3	705	○
On-board control panel - Luxus	1	1860	○
Solar System (2 modul, 1 controler)	15	922	○
Switch for water pump	1	397	○
Switch over system Duo Control	1	1903	○
Toilet Dometic (not for T 7043)	3,5	1806	○
Underfloor heating electrical	9	763	○
Wardrobe lighting	-	694	○
Waste water tank - heated	5	642	○
■ Kitchen			
Microwave (not possible in conjunction with oven)	15	718	○
■ Multimedia systems			
DVD tuner incl. radio+CD	2	503	○
Flat screen TV 19"	6	1896	○
Sat system Kathrein CAP 600	22	1811	○
Parabolic sat system Teleco Flatsat Digital 65	19	1814	○
Parabolic sat system Teleco Flatsat Digital 65 Twin	15	1813	○
Parabolic sat system Teleco Flatsat Easy 65	20	1812	○
Navigation system Pioneer AVIC-F900BT	4	1823	○
Navigation: pre-wiring (Navigation to TV locker)		1945	○
RDS/CD 'Blaupunkt Madrid MP 48'	2	1824	○
Reversing camera Waeco CAM27N to navigation system	5	1820	○
Reversing camera Waeco CAM27N with M71L colour monitor	5	1821	○
Reversing camera Waeco CAM33C1 double camera with shutter & M71L colour monitor	5	1819	○
Reversing camera Waeco CAM33C1 double camera with shutter to navigation system	5	1818	○
Reversing camera: prewiring for above mentioned reversing cameras	3	277	○
■ Miscellaneous			
Decor pack 'Kissenschlacht' matching upholstery	1	584	○
Fire extinguisher 6 kg	8	1878	○
Winter comfort pack TRUMA (not T 7043)	10	5562	○
Winter comfort pack TRUMA (only T 7043)	15	5553	○
Winter comfort pack ALDE	35	5561	○
Winter comfort pack LUXUS (only in conjunction with TRUMA or ALDE pack)	75	5790	○
Warning triangle and First Aid kit	2	913	○

▶ **Specification:** ● Standard ○ Option - Not possible

Please read notes on page 3!
* Weight was not available at copy deadline.

Globetrotter XL - Standard specification

► Chassis/Base vehicle

- Iveco Daily 50 C 15, TD 107 kW/146 BHP
- ABS/ASR
- EBD (Electronic brake distributor)
- Rear wheel drive with twin tyres
- Driver and passenger airbag
- Electric windows, electric and heated mirrors with integrated wide angle mirror and indicators lights
- Cruise control
- Cab air-conditioning *
- Steering lock and anti theft device
- Central locking cab
- Diesel particulate filter (Euro 4 norm)
- Lowered rear
- Rear corner steadies *
- Radio pre-wiring including speakers *
- Safety pack with two additional seat belts against driving direction (where possible) *

► Construction

- High density Styrofoam insulation for roof and side walls
- 41 mm floor thickness, second floor 20 mm, 34 mm wall and roof thickness
- Side wall in smooth aluminium, white
- Standard graphics in crystal blue metallic, also available in salsa red metallic (without extra charge)
- High-level rear skirt including clear glass lights
- Double floor can be loaded from both sides mostly, double floor height 35 cm
- Large rear garage
- External access locker door with flush fitting locks
- Entrance door with interior trim and window
- Electrical entrance step (2 steps)
- Rounded, insulated Coupé entrance in convenient height (3 steps)
- Flush-fitting windows with integral frame, blinds and fly screen
- Luxury clear glass roof light with fly screen and blinds
- Heki III *
- Awning light
- Wooden effect cab dash kit *

► On-board technology/Installations

- Full UK specification including: UK gas, UK electrics
- Gas locker for 2 x 11 kg bottles, extendable for an easy access
- Powerful 140 AH gel leisure battery
- Starter and leisure battery with automatic switch-over (also for fridge)
- Electrical charger for both starter and leisure battery 12 V/18 A
- CEE 230V external socket with safety device
- High-performance Truma Combi 6 heating with integrated 10 l boiler and 230V heating element *
- Warm water system with mixer tap
- Pressure water pump
- Luxury on-board control panel in yacht design
- Centric lighting in entrance area
- Smoke alarm *

► Kitchen

- Functional and convenient kitchen centre
- L shaped kitchen with drawers on smooth steel runners and round sink
- Large fridge (175 l) with separate freezer compartment
- 3-split glass lid over sink and 3-burner hob for an optimised utilisation of work surface and hobs and electric ignition
- Pull-out wire baskets
- Kitchen with spacious work surface
- Spice-rack above sink
- Illuminated plinth
- Oven with grill *
- Extractor fan *

► Bathroom

- Sturdy bathroom door with domestic door handle
- High-quality stainless steel wash basin with cupboard in wooden finish and chrome-coloured rail
- Spacious shower with Plexiglas wall
- Shower base
- Fixed shower walls and waterproof plastic side walls in separate shower
- Height-adjustable shower head
- Swivel cassette toilet with electronic flush
- Halogen spots

► Living area

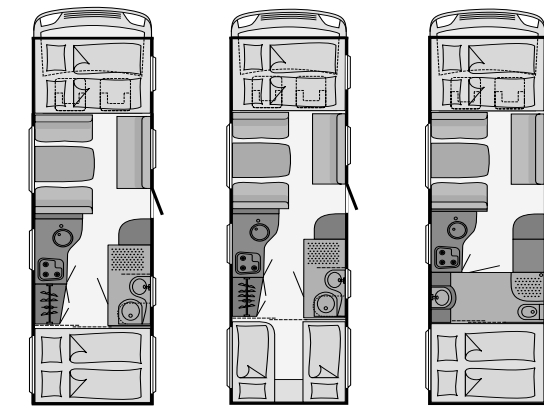
- Furniture finished in sturdy plywood, locker doors partly in high-quality MDF (medium density fibreboard)
- AirPlus for an optimised ventilation of the interior and reduced condensation
- Fixed beds and Luton bed with wooden bed laths and cold foam mattress
- Single beds with lift-up heading section
- High-quality, comfortable cushions
- Folding seat base extensions with storage space
- 2 linen shelves in the upper part of the wardrobe
- Separate shelf for laundry underneath rear bed (except A 900)
- Storage compartment for Thetford cassette in rear garage
- Flat screen TV compartment with extendable bracket
- Drinks cabinet with glass holder and high-quality rounded door in Plexiglas
- Cab seats with colour co-ordinated upholstery *
- Cab carpets *
- Loose fitting carpets *

► Furnishing choices

Furniture finished in Vienna pear wood
Standard soft furnishing: **Montana**, **Cappuccino**, **Westminster** and **Windsor**

Furthermore we offer the optional synthetic leather interiors **Montreux** and **Santiago** as well as the high-quality real leather interiors **Boston** and **Dakota**.

* Standard UK specification which is above standard European specification



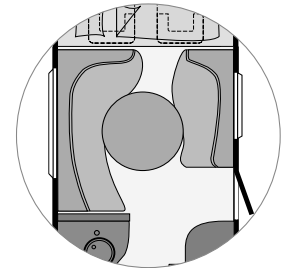
GLOBETROTTER XL Overcab

Typ / Model	A 800	A 900	A 980
Technical data			
Length / width / height	cm 847/235/330	890/235/330	890/235/330
Internal height	cm 211	211	211
Towing weight 12% / without brakes	kg 3000/750	3000/750	3000/750
Tyres	195/75R 16C	195/75R 16C	195/75R 16C
Wheel base	cm 475	475	475
Beds Overcab / Pull-down bed	cm 201x150	201x150	201x150
Middle	cm 191x130	191x130	191x130
Bench	cm -	-	-
Alternative	cm 211x191/132	211x191/132	211x191/132
Rear	cm 200x150	2x 195x77*	200x150
Standard engine	3,0 JTD	3,0 JTD	3,0 JTD
kW (BHP)	107 (146)	107 (146)	107 (146)
Chassis	Iveco	Iveco	Iveco
Mass in running order MIRO (approx.)	kg 4350	4430	4430
Maximum user payload (approx.)	kg 850	770	770
Maximum authorised weight (approx.)	kg 5200	5200	5200
Designated passenger seats	6	6	6
3 point inertia safety seatbelts	6	6	6
Heating	Combi 6	Combi 6	Combi 6
Fridge / freezer compartment	l 175/31	175/31	175/31
Water / waste water tank capacities	l 206/137	206/137	206/137
Storage space	C 2 ●	D 2 ●	C 2 ●
Swivel driver seat	-	-	-
Swivel passenger seat	-	-	-
Battery / Charger	Ah/A 140/18	140/18	140/18
Power outlets	230 V / 12 V 4/2	4/2	4/2

► **Specification:** ● Standard ○ Option - Not possible

* alternative bed size rear: 195/145/195 x 200 cm

Couch version



All Globetrotter XL are also available with the comfortable couch lounging.

Please note that the vehicle then has only 2 homologated seats.

Globetrotter XXL – Standard specification

► Chassis/Base vehicle

- Iveco Daily 60 C 18, TD 130 kW/176 BHP
- ABS/ASR
- Electronic differential brake (ABD)
- EBD (Electronic brake distributor)
- Hydraulic brake assistance
- Rear wheel drive with twin tyres
- Driver and passenger airbag
- Driver and passenger seat in deluxe design, 3-way adjustable, hydraulic suspension
- Electric windows and heated electric mirrors with integrated spherical mirror and indicator
- Cab airconditioning*
- Central locking*
- Cruise control
- Steering wheel lock and anti theft device
- Diesel particulate filter (DBF) (Euro 4 emission standard)
- Cab entrance step
- Lowered frame
- Wheel trims
- Rear corner steadies*
- Safety pack with two additional seat belts against driving direction*

► Construction

- High density styrofoam insulation, 41 mm floor thickness, second floor 20mm, 45 mm wall and roof thickness
- Fully insulated GRP rear with round clear glass lights and high level 3rd brake light
- Overcab: fully insulated GRP moulding with bull's eye windows and flush fitting side windows
- Side wall in smooth aluminium, white
- Standard graphics in crystal blue metallic, also available in salsa red metallic (without extra charge)
- Double floor can be loaded from both sides mostly, double floor height 35 cm
- Large rear garage can be loaded from both sides. Floor covering with sturdy chequer plate.
- External access locker door with flush fitting locks
- Entrance door with interior trim and window
- Electrical entrance step (2 steps)
- Rounded, insulated Coupé entrance in convenient height (3 steps)
- Windows with integral frame, blinds and fly screen
- Luxury clear glass roof light with fly screen and blinds (Mini Heki)
- Mini Heki in luton area
- Heki III with plinth and lighting
- Lift-up luton bed
- Dividing wooden sliding door between cab and living area (lockable)
- Awning light, interior lighting and step can be remote-controlled
- Wooden effect cab dash kit*

► On-board technology/Installations

- Full UK specification including: UK gas, UK electrics
- Gas locker for up to 2 x 11 kg bottles extendable for an easy access
- Powerful 140 AH Gel leisure battery
- Starter and leisure battery with automatic switch-over (also for fridge)
- Electrical charger for both starter and leisure battery 12V/18A
- CEE 230V external socket with safety device
- Alde heating with heat exchanger to engine compartment
- Warm water system with mixer tap
- Pressure water pump
- Airconditioning Truma Saphir Vario
- Luxury on-board control panel in retro design
- Rear view camera with 6,5" monitor
- Cab with sound system Jehnert
- Indirect illumination above and below overhead lockers
- Awning light
- Smoke alarm*
- Remote control for awning light, entrance light, entrance step

► Kitchen

- Comfortable and ample kitchenette
- 'L' shaped kitchen with drawers on smooth steel runners and round sink
- Large fridge (175 l) with separate freezer compartment
- 3-split glass lid over sink and 3-burner hob for an optimised utilisation of work surface and hobs and electric ignition
- Pull-out wire baskets
- Kitchen with spacious work surface
- Spice-rack above sink
- Extractor fan
- Illuminated plinth
- Oven with grill*

► Bathroom

- Sturdy bathroom door with domestic door handle
- High-quality stainless steel wash basin with cupboard in wooden finish and chrome-coloured rail
- Spacious shower with Plexiglas wall
- Shower base
- Fixed shower walls and water-proof plastic side walls in the separate shower compartment
- Height-adjustable shower head
- Swivel cassette toilet with electronic pump in ceramic version
- Halogen spots

► Living area

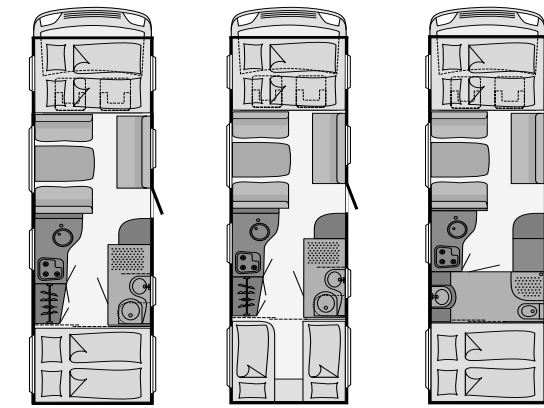
- Furniture finished in sturdy plywood, locker doors partly in high-quality MDF (medium density fibreboard)
- AirPlus for an optimised ventilation of the interior and reduced condensation
- Fixed beds and Luton bed with wooden bed laths and cold foam mattress
- Single beds with lift-up heading section
- High-quality, comfortable cushions
- Additional cushion for changing seating into U-shape lounge (across the whole vehicle width)
- Folding seat base extensions with storage space
- 2 linen shelves in the upper part of the wardrobe
- Separate shelf for laundry underneath rear bed (except A 9000)
- Storage compartment for Thetford cassette in rear garage
- Flat screen TV compartment with extendable bracket
- Drinks cabinet with glass holder and high-quality rounded door in Plexiglas
- Cab carpets
- Removable loose fitting carpets

* Standard UK specification which is above Standard European specification

► Furnishing choices

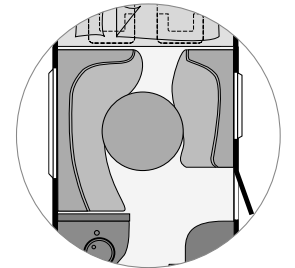
Furniture finished in Vienna pear wood
Standard soft furnishing: **Montana, Cappuccino, Westminster and Windsor**
Optional: Furniture finished in elegant walnut wood. By choosing the optional furniture there are also changes in the optic of PVC floor and work surface.

Furthermore we offer the optional synthetic leather interiors **Montreux** and **Santiago** as well as the high-quality real leather interiors **Boston** and **Dakota**.



GLOBETROTTER XXL Overcab

Typ / Model	A 8000	A 9000	A 9800	Couch version
Technical data				
Length / width / height	cm 848/235/345	cm 892/235/345	cm 892/235/345	
Internal height	cm 211	cm 211	cm 211	
Towing weight 12% / without brakes	kg 3000/750	kg 3000/750	kg 3000/750	
Tyres	225/75R 16C	225/75R 16C	225/75R 16C	
Wheel base	cm 475	cm 475	cm 475	
Beds Overcab / Pull-down bed	cm 200x154	cm 200x154	cm 200x154	
Middle	cm 191x130	cm 191x127	cm 191x127	
Bench	cm -	cm -	cm -	
Alternative	cm 211x191/132	cm 211x191/132	cm 211x191/132	
Rear	cm 200x150	cm 2x 195x77*	cm 200x150	
Standard engine	3,0 JTD	3,0 JTD	3,0 JTD	
kW (BHP)	130 (176)	130 (176)	130 (176)	
Chassis	Iveco	Iveco	Iveco	
Mass in running order MIRO (approx.)	kg 5030	kg 5130	kg 5130	
Maximum user payload (approx.)	kg 1470	kg 1370	kg 1370	
Maximum authorised weight (approx.)	kg 6500	kg 6500	kg 6500	
Designated passenger seats	6	6	6	
3 point inertia safety seatbelts	6	6	6	
Heating	ALDE WW	ALDE WW	ALDE WW	
Fridge / freezer compartment	l 175/31	l 175/31	l 175/31	
Water / waste water tank capacities	l 204/137	l 204/137	l 204/137	
Storage space	C 2 ●	D 2 ●	C 2 ●	
Swivel driver seat	-	-	-	
Swivel passenger seat	-	-	-	
Battery / Charger	Ah/A 140/18	Ah/A 140/18	Ah/A 140/18	
Anzahl Steckdosen	230 V / 12 V 4/2	4/2	4/2	



All Globetrotter XXL are also available with the comfortable couch lounging.

Please note that the vehicle then has only 2 homologated seats.

► **Specification:** ● Standard ○ Option - Not possible

* alternative bed size rear: 195/145/195 x 200cm

Globetrotter XL and XXL – Optional Extras

	add. weight (kg)	Code	A 800	A 900	A 980	A 8000	A 9000	A 9800
■ Chassis								
Iveco Daily 50 C 18 176 PS - wheel base 4750 mm	*		○	○	○	-	-	-
Air suspension driving axle	30	041	*	○	○	*	○	○
Automatic gearbox 'Agile'	*	105	○	○	○	○	○	○
Tow bar	26	273	○	○	○	○	○	○
■ Exterior								
Additional garage door N/S 1040x1238 mm	*	331	○	○	○	●	●	●
Alternative graphics in salsa red metallic	-	530	○	○	○	○	○	○
Awning Omnistor 5 m manual	*	697	-	-	-	○	-	-
Awning Omnistor 5.5 m electrical	65	1804	-	-	-	○	-	-
Awning Omnistor 6 m manual	60	560	○	○	○	-	-	-
Awning Omnistor 6 m electrical	75	519	○	○	○	-	○	○
Cycle rack for 3 cycles (rear)	8,7	938	○	○	○	-	-	-
Cycle rack for 4 cycles (rear)	10,2	815	○	○	○	-	-	-
Fridge vent covers	1	282	○	○	○	○	○	○
Heki III roof light in rear	22	442	○	○	○	○	○	○
Insulation mats exterior	1	934	○	○	○	○	○	○
Rear corner steadies electrical, with level system 'Level tronic'	*	*	-	-	-	○	○	○
Roof rack and ladder in aluminium	17	852	○	○	○	○	○	○
■ Interior								
3mesh mattress for double bed	-	1949	○	-	○	○	-	○
3mesh mattress for single beds (2 pieces)	-	1947/1948	-	○	-	-	○	-
Real leather interior Boston or Dakota			○	○	○	○	○	○
Synthetic leather interior Montreux or Santiago			○	○	○	○	○	○
Rear garage: Aluline shelving system	*	1979	○	○	○	○	○	○
Rear garage: Cycle rack for shelving system (only in conjunction with shelving system)	*	1930	○	○	○	○	○	○
■ Layouts & Furniture								
Couch instead of dinette (vehicle then has only 2 designated passenger seats)	*	289	○	○	○	○	○	○
Overhead locker doors alternative (only in conjunction with walnut wood)	-	1969	-	-	-	○	○	○
Walnut wood (different vinyl flooring, work and table surface)	-	297	-	-	-	○	○	○
■ Installations								
Additional leisure battery 220 Ah	25	521	○	○	○	○	○	○
Additional pump 230 V for ALDE-Heating (only in conjunction with Alde heating)	1	314	○	○	○	○	○	○
Air conditioning - Saphir Vario	-	1986	○	○	○	●	●	●
Air conditioning: Voltage transformer for Saphir Vario		1977	○	○	○	○	○	○
ALDE heat exchanger (only in conjunction with Alde heating)	-	565	○	○	○	●	●	●

Globetrotter XL and XXL – Optional Extras (Continuation)

	add. weight (kg)	Code	A 800	A 900	A 980	A 8000	A 9000	A 9800
■ Installations (Continuation)								
ALDE warm water heating	8	761	○	○	○	●	●	●
BBQ socket - 30 mbar	1	878	○	○	○	○	○	○
Crash sensor for gas system	-	1902	○	○	○	○	○	○
External shower (cold water)	1	793	○	○	○	○	○	○
Heating: Additional cab heating Webasto	-	517	○	○	○	○	○	○
Remote control 4-channel (for electr.step,12V light,awning light)	-	541	○	○	○	●	●	●
Solar System (2 moduls, 1 controler)	15	922	○	○	○	○	○	○
Switch for water pump	1	397	○	○	○	○	○	○
Switch over system Duo Control	1	1970	○	○	○	○	○	○
Thetford: second cassette for Thetford toilet	2	502	○	○	○	○	○	○
■ Kitchen								
Microwave (not possible in conjunction with oven)	15	718	○	○	○	○	○	○
■ Multimedia systems								
DVD tuner incl. radio+CD	2	503	○	○	○	○	○	○
Flat screen TV 19"	5	1896	○	○	○	○	○	○
Sat system Kathrein CAP 600	22	1811	○	○	○	○	○	○
Parabolic sat system Teleco Flatsat Digital 65	19	1814	○	○	○	○	○	○
Parabolic sat system Teleco Flatsat Digital 65 Twin	15	1813	○	○	○	○	○	○
Parabolic sat system Teleco Flatsat Easy 65	20	1812	○	○	○	○	○	○
Parabolic sat system ten Haaft Oyster 85 Digital CI	22	1817	○	○	○	○	○	○
Parabolic sat system ten Haaft Oyster 85 Digital CI Twin Skew	23	1816	○	○	○	○	○	○
Parabolic sat system ten Haaft Oyster 85 Vision (without receiver)	20	1815	○	○	○	○	○	○
Navigation system Pioneer AVIC X 3 BT	2	1822	○	○	○	○	○	○
RDS/CD 'Blaupunkt Madrid MP 48'	2	1824	○	○	○	○	○	○
Reversing camera with 6,5" VST VRM 6500 monitor	5	337	○	○	○	●	●	●
Reversing camera: prewiring for above mentioned reversing camera	3	277	○	○	○	●	●	●
■ Miscellaneous								
Decor pack 'Kissenschlacht' matching upholstery	1	584	○	○	○	○	○	○
Fire extinguisher 6 kg	8	1878	○	○	○	○	○	○
Warning triangle and First Aid kit	2	913	○	○	○	○	○	○

► **Specification:** ● Standard ○ Option - Not possible

Please read notes on page 3!

* Value was not available at copy deadline.

Summer Edition Van 09 – Standard specification

► Chassis/Base vehicle

- Ford Transit platform, 2,2 l TDCI, 81 kW/110 BHP
- Front wheel drive, wider tyres
- ABS, electronic differential brake (EDS), traction control and anti theft device
- Driver airbag
- Cruise control
- Swivel cab seats *
- Break down kit

► Construction

- Insulation with expanded polystyrene (EPS)
- 41 mm floor thickness, 34 mm wall and roof thickness
- Exterior side walls in smooth aluminium, standard in white
- Stylish rear skirt incorporating clear glass light clusters
- Opening windows with fly screen and blinds
- Round arch entrance door
- Awning light *
- Electrical entrance step *
- Roof light in frosted Plexiglas with fly screen
- Cut-away cab with lockers
- Automotive height-adjustable head rests in living area

► On-board technology/Installations

- Full UK specification including: UK gas, UK electrics
- Gas locker for up to 2x11 kg bottles
- Powerful AGM leisure battery, 95 AH
- Warm water system with mixer tap
- Starter and leisure battery with automatic switch over (also for fridge)
- Electrical charger for both starter and leisure battery 12V/18A
- CEE 230 V external socket with safety device
- Submerged water pump
- High-performance low-noise heater Trumatic C 6002 with integrated 12.5 litre boiler
- On-board control panel with all important functions
- Smoke alarm *

► Kitchen

- Functional and comfortable kitchen
- Kitchen overhead lockers and plinth
- Flush fitting 3-burner hob with glass cover
- Overhead lockers with height adjustable shelves
- Fridge with freezer compartment
- Oven with grill *

► Bathroom

- Swivel cassette toilet with electronic flush
- Flush fitting halogen spotlights
- Height-adjustable shower head
- Shower base
- Shower curtain

► Living area

- Furniture finished in sturdy plywood, locker doors partly in high-quality MDF (medium density fibreboard)
- Beds with wooden bed laths and foam mattress
- AirPlus ventilation system for an improved interior climate and reduced condensation
- Dividing curtain between living area and bedroom
- Additional cushion to change lounge into bed (where possible) *
- Cab carpets *
- Removable loose fitting carpets *

* Standard UK specification which is above Standard European specification

► Soft furnishing choices

Lagos, Gomera, Canterbury

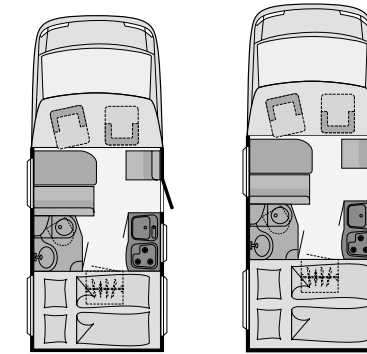
Summer Edition Van Package

- Vario bathroom with pivoting wall
- Pilote seats with colour co-ordinated upholstery
- Fly screen door
- Rear corner steadies
- Cab entrance steps
- High-level rear moulding including roof rack
- Conversion in titan silver metallic
- Indirect illumination
- Illuminated kitchen plinth
- RemiTop roof light
- Extractor fan Dometic
- Flush fitting windows Polyvision
- Additional window rear O/S
- Sunroof in cab
- Flat screen TV bracket
- Remis cab blinds
- Travel Lounge
- Rear garage (including fixing loops)
- Multi-functional on-board control panel (analogue)
- Entrance door with shelves
- Round edging
- Colour co-ordinated front bumper

Summer Edition Chassis Pack

- Ford Transit 2.2 l, 103 kW/140 BHP
- Chassis pack Ford (cab air-conditioning, passenger airbag, electric mirrors)
- Free choice of cab colour: white, salsa red metallic or crystal blue metallic

Further information and pictures can be found in the separate Summer Edition Leaflet!



SUMMER EDITION VAN 09

Typ / Model	SE Van 1	SE Van 11
Technical data		
Length / width / height	cm 596/215/267	616/215/267
Internal height	cm 190	190
Towing weight 12% / without brakes	kg 1000/750	1000/750
Tyres	215/75R 16C	215/75R 16C
Wheel base	cm 330	330
Beds Overcab / Pull-down bed	cm -	-
Middle	cm 155x90/75	155x90/75
Bench	cm -	-
Alternative	cm -	-
Rear	cm 192x135/130	192x155/150
Standard engine	2,2 TDci	2,2 TDci
kW (BHP)	81 (110)	81 (110)
Chassis	Ford	Ford
Mass in running order MIRO (approx.)	kg 2715	2755
Maximum user payload (approx.)	kg 785	745
Maximum authorised weight (approx.)	kg 3500	3500
Designated passenger seats	4	4
3 point inertia safety seatbelts	4	4
Heating	C 6002	C 6002
Fridge / freezer compartment	l 81/9,5	81/9,5
Water / waste water tank capacities	l 116/86	116/86
Storage space	C 2 ●	C 2 ●
Swivel driver seat	●	●
Swivel passenger seat	●	●
Battery / Charger	Ah/A 95/18	95/18
Power outlets	230 V / 12 V 3/2	3/2

► **Specification:** ● Standard ○ Option - Not possible

Summer Edition Van 09 - Optional Extras

	add. weight (kg)	Code	SE Van
■ Chassis			
Ford Transit 2,4 l TDCi 103 kW/140 BHP	*		○
Ford Comfort Pack (Cab aircon, passenger airbag, electrical mirrors)	*	1344	○
Alloy wheels mat	-	539	○
Motorbike rack (cannot be used in conjunction with tow bar, partly only available with weight increase)	40	274	○
Tow bar	26	273	○
■ Exterior			
Additional garage door N/S 500 mm x 1200 mm (Van 1)	*	331	○
Additional window rear	-	354	○
Awning Omnistor 3.0 m manual	21	932	○
Cab blinds Remis	3	434	○
Cab entrance step	5	315	○
Colour co-ordinated front bumper	-	821	○
Cycle rack for 3 cycles (rear)	8,7	938	○
Cycle rack for 4 cycles (rear)	10,2	815	○
Insulation mats exterior (reaching floor)	2	427	○
Mini Heki 400 x 400 mm	1	1898	○
Rear corner steadies (2 pieces)	6	390	○
Rear garage, including fixing loops	*	476	○
Roof light RemiTop	*	1921	○
Roof rack and ladder in aluminium	17	852	○
Roof rack and ladder in chassis colour, incl. high rear moulding	17	418/852	○
Sunroof for Low Profile Cab bonnet (opening)	17	243	○
■ Interior			
Bathroom with pivoting wall (Vario bathroom)	*	422	○
Flyscreen door	2,5	781	○
Seats: Colour co-ordinated cab seats, same as living area	3	914	○
Seats: Pilote seats, colour co-ordinated	20	747	○
Shelves for entrance door	*	350	○
Travel Lounge	*	241	○
■ Layouts & Furniture			
Wardrobe instead of bench seat	*	271	○
■ Installations			
Additional leisure battery 95 Ah	25	830	○
Air conditioning - Dometic 230 V Blizzard	32	609	○
BBQ socket - 30 mbar	1	878	○
Crash sensor for gas system	1	1902	○
External shower (cold water)	*	793	○
Heating: Additional cab heating Webasto	7	517	○
Kitchen plinth with lighting	2	607	○
Pressure water pump	-	736	○
Switch for water pump	1	397	○
Switch over system Duo Control	1	1903	○
Underfloor heating electrical	9	763	○
Waste water tank - insulated	2	665	○
■ Kitchen			
Extractor fan Dometic	5	344	○
■ Multimedia systems			
DVD tuner incl. radio+CD (only in conjunction with radio pre-wiring)	2	503	○
Flat screen TV 19"	5	1896	○
Flat screen TV bracket	3	325	○
Sat system Kathrein CAP 600	22	1811	○
Parabolic sat system Teleco Flatsat Digital 65	19	1814	○
Parabolic sat system Teleco Flatsat Digital 65 Twin	15	1813	○
Parabolic sat system Teleco Flatsat Easy 65	20	1812	○
FS-Sat system Caro Digital with autom. positioner and receiver	22	329	○
Navigation system Pioneer AVIC-F900BT	4	1822	○
Navigation: pre-wiring (Navigation to TV locker)		1945	○
Radio pre-wiring with Sound package	3	659	○
RDS/CD 'Blaupunkt Madrid MP 48' (only in conjunction with radio pre-wiring)	2	1824	○
Reversing camera Waeco CAM27N to navigation system	5	1820	○
Reversing camera Waeco CAM27N with M71L colour monitor	5	1821	○
Reversing camera: prewiring for above mentioned reversing cameras	3	277	○
■ Miscellaneous			
Decor pack 'Kissenschlacht' matching upholstery	1	584	○
Fire extinguisher 6 kg	8	1878	○
Winter comfort pack TRUMA	50	5729	○
Winter comfort pack LUXUS (only in conjunction with TRUMA pack)	75	5790	○
Warning triangle and First Aid kit	2	913	○

► **Specification:** ● Standard ○ Option - Not possible

Please read notes on page 3! * Weight was not available at copy deadline.



WINTER COMFORT PACKAGES

Winterised and Weatherproof...

Winter camping is becoming increasingly more popular. With a Dethleffs motorhome you will enjoy the winter to the full. Each Dethleffs vehicle is built to offer an optimal interior climate, with good circulation of air and a constant heating of the habitation area. Our vehicles are regularly tested in the cold chamber in order to ensure the high quality of winterisation. But our most important

► Winterisation with Dethleffs

testers remain our Scandinavian customers and Dethleffs vehicles have been among the favourites in Scandinavia for many years now. Dethleffs offer a wide spectrum of winterised double floor vehicles. For the vehicles without double floor, you may choose one of the Dethleffs Winter Comfort Packages in order to enjoy the comfort of your motorhome even in the coldest temperatures.

Winter Comfort Packages

for the following ranges: Globebus (except Alde package), Advantage (A/T/I), Fortero (A/H), Esprit RT, Globeline and Summer Edition (except Alde package)

Winter Comfort Package 'TRUMA' (35-50 kg)

(for above-mentioned ranges, but depending on layout)

- Waste water pipes and tank are insulated and heated
- Siphons and traps are insulated and heated
- Styrofoam insulation
- Switch for water pump

Winter Comfort Package 'ALDE' (50-70 kg)

(for above-mentioned ranges, but depending on layout)

- Alde warm water heater
- Waste water pipes and tank are insulated and heated
- Siphons and traps are insulated and heated
- Styrofoam insulation

Winter Comfort Package 'LUXUS' (65-75 kg)

(only in conjunction with one of the standard packages)

- Cab Diesel heater Webasto (Thermo Top C)
- Cab insulating mats
- Electrical underfloor heating
- Additional leisure battery 95 AH



European vehicles are weighted differently...

The European Regulations 97/27 EG and EN 1646-2 have introduced new guidelines some time ago.

The 'Mass In Running Order' includes the empty vehicle weight, the driver's weight calculated at 75kg, a 90% fuel capacity, 100% water tank capacity, 2 x 11 kg gas bottles (100% filled) and a cable reel..

The term 'Maximum Authorised Weight' must not be exceeded when optional extras and personal items are taken into account.

Supported only by your official Dethleffs dealer.

General Information

The 'Motorcaravan Technical Information 01/2009' is valid from 01.10.2008. Dethleffs reserve the right to alter technical and material specifications and standard equipment at any time as material and conditions demand.

The sizes and weights are approximate values. The mass in running order applies for a standard model without any optional extras. Upon the publication of this 'Motorcaravan Technical Information 01/2009' all previous publications are invalid.

Please note: The price of Dethleffs products in various European countries will differ. This is due to differing levels of specification in the individual countries and varying rates of VAT or luxury tax.

Dethleffs GmbH & Co. KG
Arist-Dethleffs-Straße 12 • 88316 Isny im Allgäu
www.dethleffs.co.uk • sales enquiries 01472 605001

Dethleffs
A friend of the family